

## GENERAL PURPOSE PLASTIC RECTIFIERS

1N5400 - 1N5408



**DO-201AD**  
**Axial Lead Plastic**  
**Package**

**Absolute Maximum Ratings (Ratings at  $T_A = 25^\circ\text{C}$  unless specified otherwise, single phase, half wave, 60Hz, resistive or inductive load. For capacitive load, derate current by 20%.)**

DESCRIPTION	SYMBOL	1N 5400	1N 5401	1N 5402	1N 5403	1N 5404	1N 5405	1N 5406	1N 5407	1N 5408	UNIT
Repetitive Peak Reverse Voltage	$V_{RRM}$	50	100	200	300	400	500	600	800	1000	V
RMS Voltage	$V_{RMS}$	35	70	140	210	280	350	420	560	700	V
DC Blocking Voltage	$V_{DC}$	50	100	200	300	400	500	600	800	1000	V
Average Forward Rectified Current 0.375" (9.5mm) Lead Length @ $T_A=55^\circ\text{C}$	$I_F (AV)$	3.0									A
Peak Forward Surge Current 8.3ms Single Half Sine-Wave Superimposed on Rated Load	$I_{FSM}$	200									A
Full Load Reverse Current, Full Cycle Average 0.5" (12.5mm) Lead Length @ $T_L=105^\circ\text{C}$	$I_R (AV)$	500									$\mu\text{A}$
Junction to Ambient in free air	$*R_{th(j-a)}$	20									$^\circ\text{C/W}$
Operating Junction and Storage Temperature Range	$T_j, T_{stg}$	- 55 to +150									$^\circ\text{C}$

\*Thermal Resistance from Junction to Ambient @ 0.375" (9.5mm) Lead Length, PCB Mounted With 0.8"x0.8" (20x20mm) Copper Heatsinks.

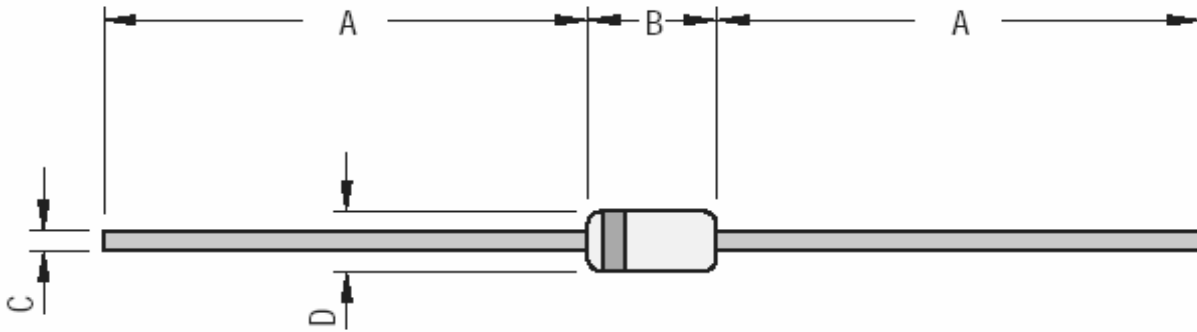
### ELECTRICAL CHARACTERISTICS ( $T_A=25^\circ\text{C}$ unless specified otherwise )

DESCRIPTION	SYMBOL	TEST CONDITION	Min	Typ	Max	UNIT
Instantaneous Forward Voltage	$V_F$	$I_F=3.0\text{A}$			1.2	V
DC Reverse Current	$I_R$	@ Rated DC Blocking Voltage $T_A=25^\circ\text{C}$ $T_A=100^\circ\text{C}$			5.0 1000	$\mu\text{A}$ $\mu\text{A}$
Junction Capacitance	$C_j$	$V_R = 4\text{V}, f = 1\text{MHz}$		30		pF

1N5400\_5408Rev270903E

**DO-201AD**  
**Axial Leaded Plastic**  
**Package**


**DO-201AD Axial Plastic Package**



Cathode is marked by a Band

DIM	Min	Max
A	25.40	
B	7.20	9.50
C	1.20	1.30
D	5.00	5.60

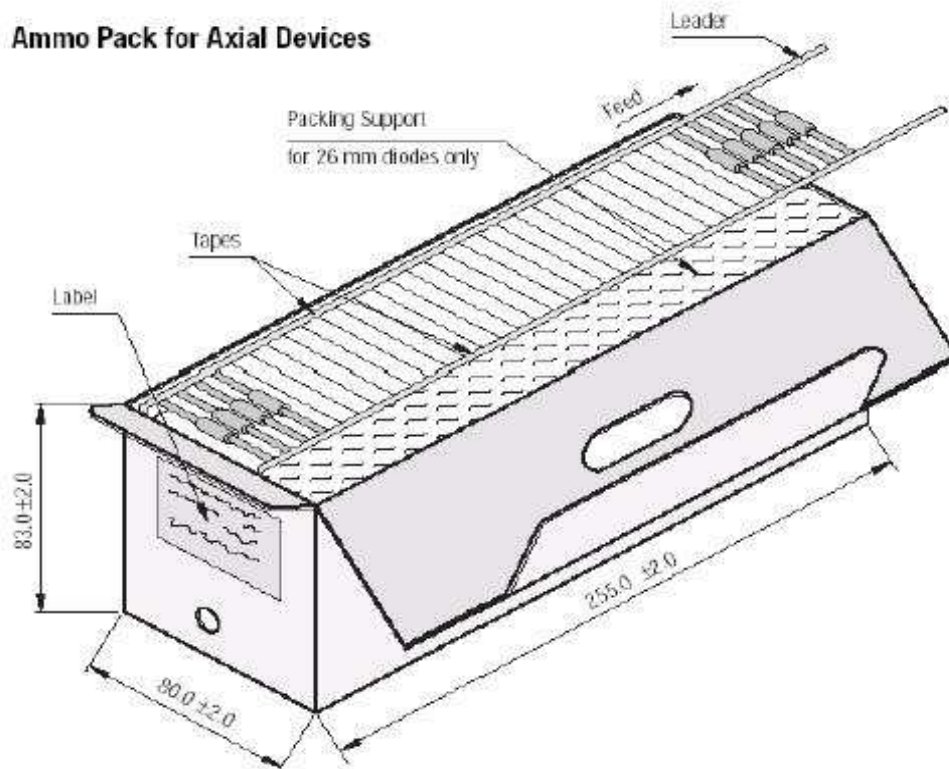
All Dimensions are in mm



**DO-201AD  
Axial Lead Plastic  
Package**

DO-201AD Package and Packaging

**AMMO PACKING FOR DO-201AD**



All Dimensions are in mm

**Packaging Information**

Package/ Case Type	Packaging Type	Std. Packing Qty	Inner Carton			Outer Carton		
			Qty	Size L x W x H (cm)	Gross Weight (Kg)	Qty	Size L x W x H (cm)	Gross Weight (Kg)
DO-201AD	T&A	1,200	1.2K	29 x 8 x 15	1.68	10.8K	46 x 36 x 25	15.3

T & A: Tape and Ammo Pack

**Component Disposal Instructions**

1. CDIL Semiconductor Devices are RoHS compliant, customers are requested to please dispose as per prevailing Environmental Legislation of their Country.
2. In Europe, please dispose as per EU Directive 2002/96/EC on Waste Electrical and Electronic Equipment (WEEE).

**Disclaimer**

The product information and the selection guides facilitate selection of the CDIL's Semiconductor Device(s) best suited for application in your product(s) as per your requirement. It is recommended that you completely review our Data Sheet(s) so as to confirm that the Device(s) meet functionality parameters for your application. The information furnished in the Data Sheet and on the CDIL Web Site/CD are believed to be accurate and reliable. CDIL however, does not assume responsibility for inaccuracies or incomplete information. Furthermore, CDIL does not assume liability whatsoever, arising out of the application or use of any CDIL product; neither does it convey any license under its patent rights nor rights of others. These products are not designed for use in life saving/support appliances or systems. CDIL customers selling these products (either as individual Semiconductor Devices or incorporated in their end products), in any life saving/support appliances or systems or applications do so at their own risk and CDIL will not be responsible for any damages resulting from such sale(s).

CDIL strives for continuous improvement and reserves the right to change the specifications of its products without prior notice.



CDIL is a registered Trademark of  
**Continental Device India Limited**

C-120 Naraina Industrial Area, New Delhi 110 028, India.  
Telephone + 91-11-2579 6150, 4141 1112 Fax + 91-11- 2579 5290, 4141 1119  
email@cdil.com www.cdilsemi.com