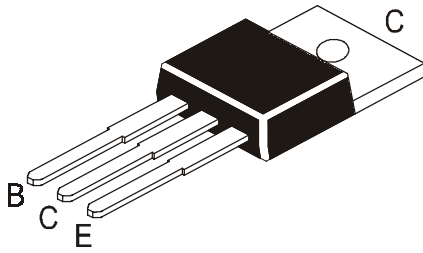


PNP PLASTIC POWER TRANSISTOR

CSB856



**TO-220
Plastic Package**

LOW FREQUENCY POWER AMPLIFIER

ABSOLUTE MAXIMUM RATINGS

DESCRIPTION	SYMBOL	VALUE	UNIT
Collector -Emitter Voltage	V_{CEO}	50	V
Collector -Base Voltage	V_{CBO}	50	V
Emitter Base Voltage	V_{EBO}	4.0	V
Collector Current Continuous	I_C	3.0	A
Power Dissipation @ $T_c=25^\circ C$	P_D	25	W
Operating & Storage Junction Temperature Range	T_j, T_{stg}	-65 to +150	$^\circ C$

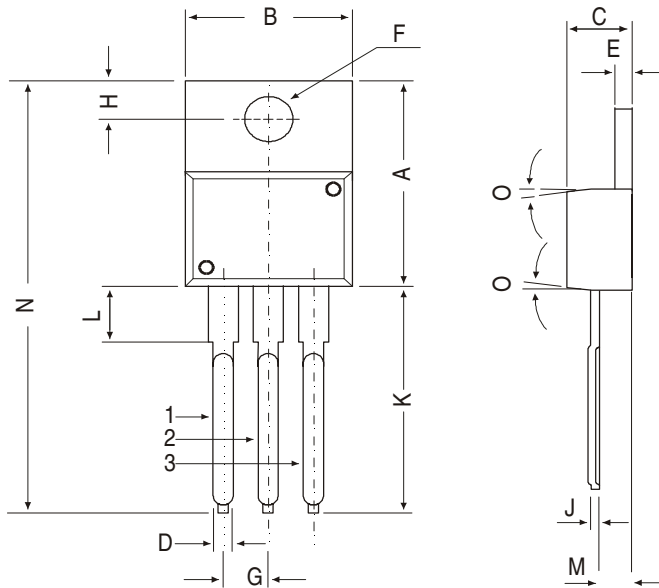
ELECTRICAL CHARACTERISTICS ($T_c=25^\circ C$ unless specified)

DESCRIPTION	SYMBOL	TEST CONDITION	MIN	MAX	UNIT
Collector cutoff current	I_{CBO}	$I_E=0; V_{CB}=20V$		100	μA
Collector-Emitter Voltage	V_{CEO}	$I_C=50mA, I_B=0$	50		V
Collector Base Voltage	V_{CBO}	$I_C=5mA, I_E=0$	50		V
Emitter Base Voltage	V_{EBO}	$I_E=5mA, I_C=0$	4		V
DC Current Gain	h_{FE}^{**}	$I_C=1A, V_{CE}=4V$	35	200	
	h_{FE}^*	$I_C=0.1A, V_{CE}=4V$	35		
Collector Emitter Saturation Voltage	$V_{CE(SAT)}^*$	$I_C=2A, I_B=200mA$		1.2	V
	$V_{BE(on)}^*$	$I_C=1A, V_{CE}=4V$		1.5	V
Transition frequency	f_T	$I_C=0.5A, V_{CE}=4V$	35 typ		MHz

*Pulse Test PW=300ms, Duty Cycle=2%

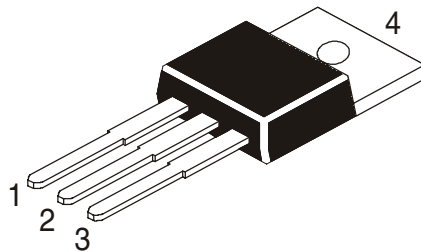
** hFE classification : **A 35-70** **B 60-120** **C 100-200**

TO-220 Plastic Package



DIM	MIN	MAX
A	14.42	16.51
B	9.63	10.67
C	3.56	4.83
D	—	0.90
E	1.15	1.40
F	3.75	3.88
G	2.29	2.79
H	2.54	3.43
J	—	0.56
K	12.70	14.73
L	2.80	4.07
M	2.03	2.92
N	—	31.24
O	7 DEG	

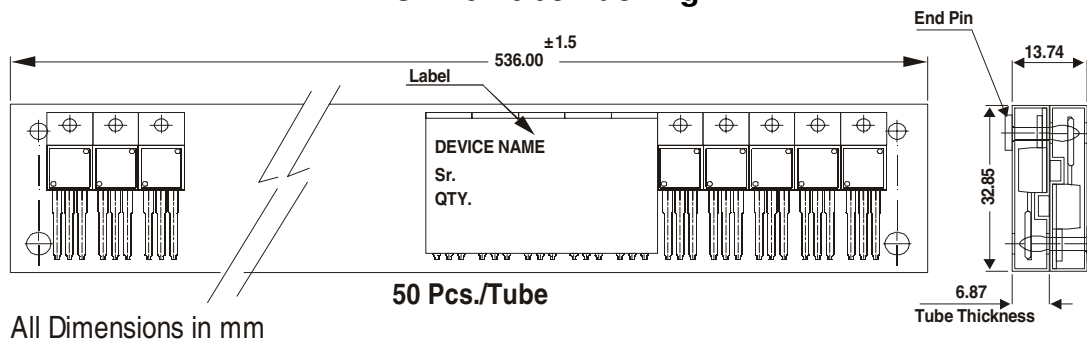
All dimensions in mm.



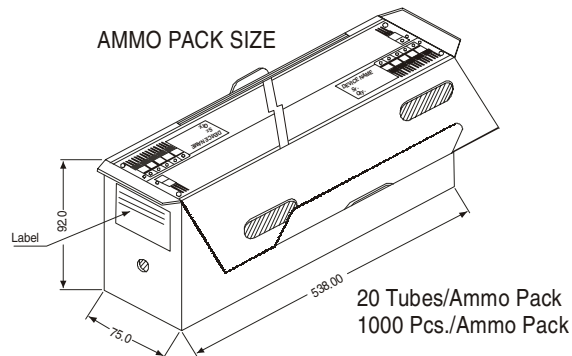
Pin Configuration

1. Base
2. Collector
3. Emitter
4. Collector

TO-220 Tube Packing



AMMO PACK SIZE



Packing Detail

PACKAGE	STANDARD PACK		INNER CARTON BOX		OUTER CARTON BOX		
	Details	Net Weight/Qty	Size	Qty	Size	Qty	Gr Wt
TO-220 / FP	200 pcs/polybag	396 gm/200 pcs	3" x 7.5" x 7.5"	1.0K	17" x 15" x 13.5"	16.0K	36 kgs
	50 pcs/tube	120 gm/50 pcs	3.5" x 3.7" x 21.5"	1.0K	19" x 19" x 19"	10.0K	29 kgs

Disclaimer

The product information and the selection guides facilitate selection of the CDIL's Discrete Semiconductor Device(s) best suited for application in your product(s) as per your requirement. It is recommended that you completely review our Data Sheet(s) so as to confirm that the Device(s) meet functionality parameters for your application. The information furnished in the Data Sheet and on the CDIL Web Site/CD are believed to be accurate and reliable. CDIL however, does not assume responsibility for inaccuracies or incomplete information. Furthermore, CDIL does not assume liability whatsoever, arising out of the application or use of any CDIL product; neither does it convey any license under its patent rights nor rights of others. These products are not designed for use in life saving/support appliances or systems. CDIL customers selling these products (either as individual Discrete Semiconductor Devices or incorporated in their end products), in any life saving/support appliances or systems or applications do so at their own risk and CDIL will not be responsible for any damages resulting from such sale(s).

CDIL strives for continuous improvement and reserves the right to change the specifications of its products without prior notice.



CDIL is a registered Trademark of

Continental Device India Limited

C-120 Naraina Industrial Area, New Delhi 110 028, India.

Telephone + 91-11-2579 6150, 5141 1112 Fax + 91-112579 5290, 5141 1119

email@cdil.com www.cdilsemi.com