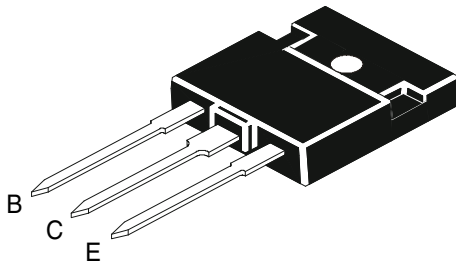


POWER TRANSISTORS



TIP35F, AF, BF, CF NPN
TIP36F, AF, BF, CF PNP

TO- 3PF Fully Isolated
Plastic Package

For General Purpose Power Amplifier and Switching Applications.

ABSOLUTE MAXIMUM RATINGS

DESCRIPTION	SYMBOL	TIP35F	TIP35AF	TIP35BF	TIP35CF	UNIT
		TIP36F	TIP36AF	TIP36BF	TIP36CF	
Collector Emitter Voltage	V_{CEO}	40	60	80	100	V
Collector Base Voltage	V_{CBO}	40	60	80	100	V
Emitter Base Voltage	V_{EBO}	5.0				V
Collector Current Continuous	I_C	25				A
Collector Current Peak	I_{CM}	40				A
Base Current Continuous	I_B	5.0				A
Collector Power Dissipation at $T_c=25^\circ\text{C}$	P_C	125				W
Operating and Storage Junction Temperature Range	T_j, T_{stg}	- 65 to +150				$^\circ\text{C}$

THERMAL CHARACTERISTICS

Thermal Resistance, Junction to Case	$R_{th(j-c)}$	1.0	$^\circ\text{C/W}$
--------------------------------------	---------------	-----	--------------------

ELECTRICAL CHARACTERISTICS ($T_j=25^\circ\text{C}$ unless specified otherwise)

DESCRIPTION	SYMBOL	TEST CONDITION	MIN	TYP	MAX	UNIT
Collector Emitter Sustaining Voltage	$*V_{CEO(sus)}$	$I_C=30\text{mA}, I_B=0$				
		TIP35F/TIP36F	40			V
		TIP35AF/TIP36AF	60			V
		TIP35BF/TIP36BF	80			V
		TIP35CF/TIP36CF	100			V
Collector Emitter Cut Off Current	I_{CEO}	$V_{CE}=30\text{V}, I_B=0$				
		TIP35AF/TIP36AF			1.0	mA
		$V_{CE}=60\text{V}, I_B=0$				
		TIP35BF/CF, TIP36BF/CF			1.0	mA
Collector Emitter Cut Off Current	I_{CES}	$V_{CE}=\text{Rated } V_{CEO}, V_{EB}=0$			0.7	mA
Emitter Base Cut Off Current	I_{EBO}	$V_{EB}=5\text{V}, I_C=0$			1.0	mA
DC Current Gain	$*h_{FE}$	$I_C=1.5\text{A}, V_{CE}=4\text{V}$	25			
		$I_C=15\text{A}, V_{CE}=4\text{V}$	15		75	
Collector Emitter Saturation Voltage	$*V_{CE(sat)}$	$I_C=15\text{A}, I_B=1.5\text{A}$			1.8	V
		$I_C=25\text{A}, I_B=5\text{A}$			4.0	V
Base Emitter On Voltage	$*V_{BE(on)}$	$I_C=15\text{A}, V_{CE}=4\text{V}$			2.0	V
		$I_C=25\text{A}, V_{CE}=4\text{V}$			4.0	V
Transition Frequency	f_T	$I_C=1\text{A}, V_{CE}=10\text{V}$	3.0			MHz

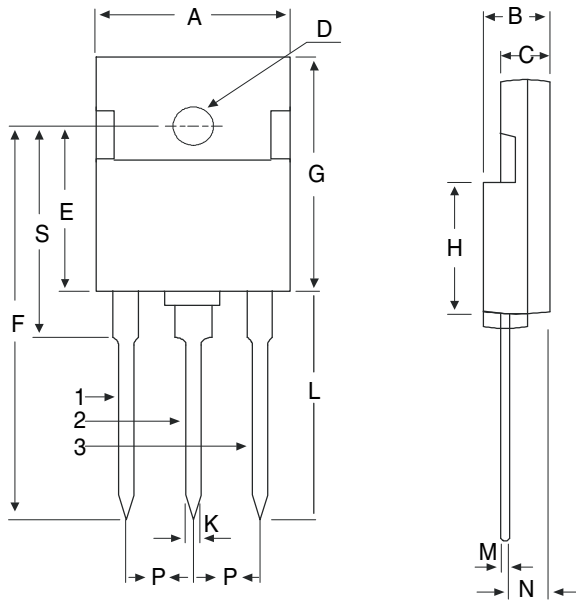
*Pulse test: Pulse width 300 μs , Duty cycle $\leq 2\%$

TIP35F_36FRev041007E

TIP35F, AF, BF, CF NPN
TIP36F, AF, BF, CF PNP

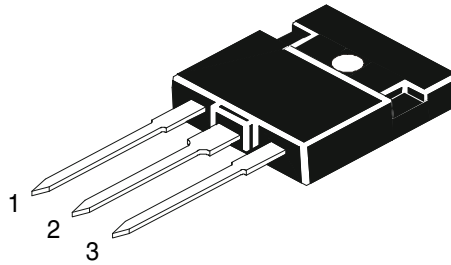
TO- 3PF Fully Isolated
Plastic Package

TO-3P (TO-218) Plastic Package



DIM	MIN	MAX
A	15.80	16.40
B	5.20	5.70
C	3.80	4.20
D	Ø 3.30	Ø 3.60
E	14.50	15.10
F	33.25	36.75
G	20.75	21.25
H	11.50	12.25
K	1.00	1.30
L	18.75	21.65
M	0.40	0.60
N	3.15	3.45
P	5.21	5.72
S	18.75	19.25

All dimensions in mm.



Pin Configuration

1. Base
2. Collector
3. Emitter

Packing Detail

PACKAGE	STANDARD PACK		INNER CARTON BOX		OUTER CARTON BOX		
	Details	Net Weight/ Qty	Size	Qty	Size	Qty	Gr Wt
TO-3P	100 pcs/polybag	628 gm/100 pcs	3" x 7.5" x 7.5"	0.3K	17" x 15" x 13.5"	4.8K	42 kgs

TIP35F_36FRev041007E

Component Disposal Instructions

1. CDIL Semiconductor Devices are RoHS compliant, customers are requested to please dispose as per prevailing Environmental Legislation of their Country.
2. In Europe, please dispose as per EU Directive 2002/96/EC on Waste Electrical and Electronic Equipment (WEEE).

Disclaimer

The product information and the selection guides facilitate selection of the CDIL's Semiconductor Device(s) best suited for application in your product(s) as per your requirement. It is recommended that you completely review our Data Sheet(s) so as to confirm that the Device(s) meet functionality parameters for your application. The information furnished in the Data Sheet and on the CDIL Web Site/CD is believed to be accurate and reliable. CDIL however, does not assume responsibility for inaccuracies or incomplete information. Furthermore, CDIL does not assume liability whatsoever, arising out of the application or use of any CDIL product; neither does it convey any license under its patent rights nor rights of others. These products are not designed for use in life saving/support appliances or systems. CDIL customers selling these products (either as individual Semiconductor Devices or incorporated in their end products), in any life saving/support appliances or systems or applications do so at their own risk and CDIL will not be responsible for any damages resulting from such sale(s).

CDIL strives for continuous improvement and reserves the right to change the specifications of its products without prior notice.



CDIL is a registered Trademark of
Continental Device India Limited

C-120 Naraina Industrial Area, New Delhi 110 028, India.
Telephone + 91-11-2579 6150, 4141 1112 Fax + 91-11-2579 5290, 4141 1119
email @cdil.com www.cdilsemi.com