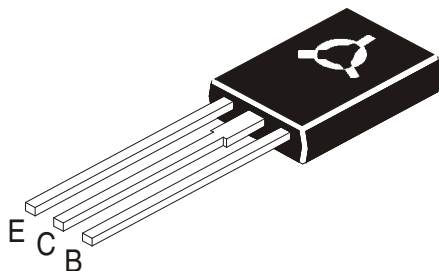


## NPN SILICON PLASTIC POWER TRANSISTOR

**CSC3619  
TO-126**



### ABSOLUTE MAXIMUM RATINGS

DESCRIPTION	SYMBOL	VALUE	UNIT
Collector -Base Voltage	VCBO	300	V
Collector -Emitter Voltage	VCEO	300	V
Emitter Base Voltage	VEBO	5.0	V
Collector Current	IC	100	mA
Collector Power Dissipation @ Ta=25 deg C	Ptot	1.5	W
Collector Power Dissipation @ Tc=45 deg C	Ptot	10	W
Junction Temperature	Tj	150	deg C
Storage Temperature Range	Tstg	-55 to +150	deg C

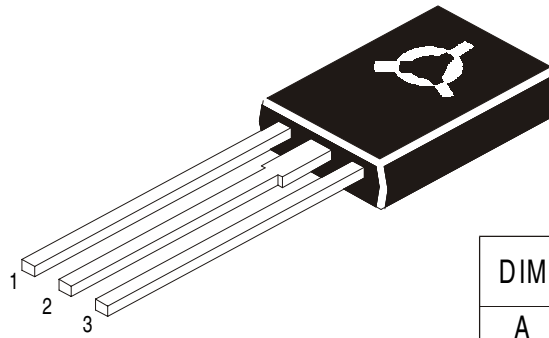
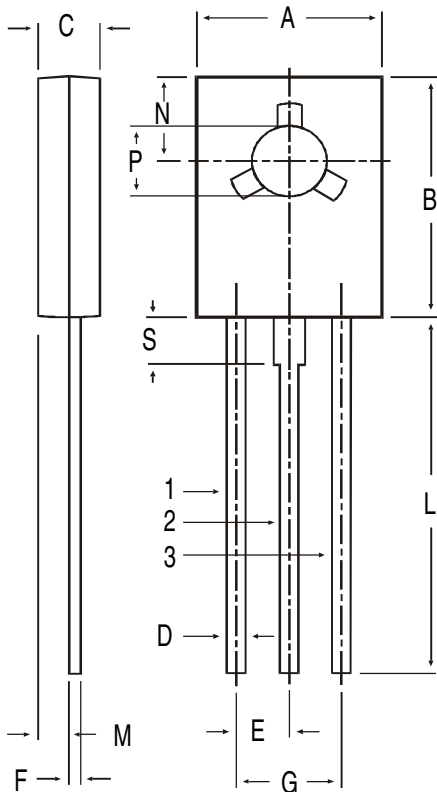
### THERMAL RESISTANCE

Junction to Ambient	Rth (j-a)	83.3	K/W
Junction to Case	Rth (j-c)	10.5	K/W

### ELECTRICAL CHARACTERISTICS (Ta=25 deg C Unless Specified)

DESCRIPTION	SYMBOL	TEST CONDITION	MIN	TYP	MAX	UNIT
Collector Base Voltage	VCBO	IC=0.1A, IE=0	300	-	-	V
Collector Emitter Voltage	VCEO	IC=10mA, IB=0	300	-	-	V
Emitter Base Voltage	VEBO	IE=1mA, IC=0	5.0	-	-	V
Collector Cut off Current	ICBO	VCB=240V, IE=0	-	-	1.0	uA
DC Current Gain	hFE	IC=20mA, VCE=10V	30	-	200	
Collector Emitter Saturation Voltage	VCE(Sat)	IC=10mA, IB=1mA	-	-	1.0	V
Base Emitter Saturation Voltage	VBE(Sat)	IC=10mA, IB=1mA	-	-	1.0	V
<b>Dynamic Characteristics</b>						
Collector Output Capacitance	Cob	VCB=30V, IE=0 f=1MHz	-	3.0	-	pF
Transition Frequency	ft	VCE=10V, IC=20mA	50	-	-	MHz

## TO-126 (SOT-32) Plastic Package



### PIN CONFIGURATION

1. EMITTER
2. COLLECTOR
3. BASE

DIM	MIN.	MAX.
A	7.4	7.8
B	10.5	10.8
C	2.4	2.7
D	0.7	0.9
E	2.25 TYP.	
F	0.49	0.75
G	4.5 TYP.	
L	15.7 TYP.	
M	1.27 TYP.	
N	3.75 TYP.	
P	3.0	3.2
S	2.5 TYP.	

All dimensions in mm.

## Packing Detail

PACKAGE	STANDARD PACK		INNER CARTON BOX		OUTER CARTON BOX		
	Details	Net Weight/Qty	Size	Qty	Size	Qty	Gr Wt
TO-126	500 pcs/polybag	340 gm/500 pcs	3" x 7.5" x 7.5"	2.0K	17" x 15" x 13.5"	32.0K	31 kgs

## Disclaimer

The product information and the selection guides facilitate selection of the CDIL's Discrete Semiconductor Device(s) best suited for application in your product(s) as per your requirement. It is recommended that you completely review our Data Sheet(s) so as to confirm that the Device(s) meet functionality parameters for your application. The information furnished on the CDIL Web Site/CD is believed to be accurate and reliable. CDIL however, does not assume responsibility for inaccuracies or incomplete information. Furthermore, CDIL does not assume liability whatsoever, arising out of the application or use of any CDIL product; neither does it convey any license under its patent rights nor rights of others. These products are not designed for use in life saving/support appliances or systems. CDIL customers selling these products (either as individual Discrete Semiconductor Devices or incorporated in their end products), in any life saving/support appliances or systems or applications do so at their own risk and CDIL will not be responsible for any damages resulting from such sale(s).

CDIL strives for continuous improvement and reserves the right to change the specifications of its products without prior notice.



CDIL is a registered Trademark of

**Continental Device India Limited**

C-120 Naraina Industrial Area, New Delhi 110 028, India.

Telephone + 91-11-2579 6150, 5141 1112 Fax + 91-11-2579 5290, 5141 1119

email@cdil.com www.cdilsemi.com