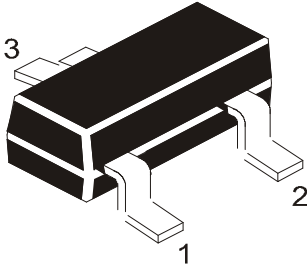


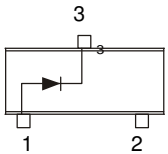
SURFACE MOUNT SCHOTTKY DIODES

**BAS70, BAS70-04
BAS70-05, BAS70-06**

**SOT-23
Formed SMD Package**

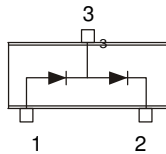


BAS70



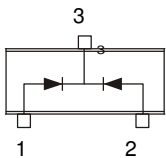
Pin Configuration
1 = ANODE
2 = NC
3 = CATHODE

BAS70-04



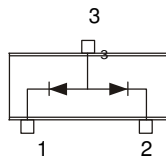
Pin Configuration
1 = ANODE
2 = CATHODE
3 = ANODE/
CATHODE

BAS70-05



Pin Configuration
1 = ANODE
2 = ANODE
3 = CATHODE

BAS70-06



Pin Configuration
1 = CATHODE
2 = CATHODE
3 = ANODE

Marking

BAS70 = 73

BAS70-04 = 74

BAS70-05 = 75

BAS70-06 = 76

Ultra High Speed Switching Diodes

ABSOLUTE MAXIMUM RATINGS (per diode)

DESCRIPTION	SYMBOL	VALUE	UNIT
Continuous Reverse Voltage	V_R	70	V
Continuous Forward Current	I_F	70	mA
Repetitive Peak Voltage $t_p \leq 1s; \delta \leq 0.5$	I_{FRM}	70	mA
Non Repetitive Peak Forward Current $t_p=10ms$	I_{FSM}	100	mA
Storage Temperature	T_{stg}	- 65 to +150	°C
Junction Temperature	T_j	150	°C
Storage Temperature Range	T_{amb}	- 65 to +150	°C

THERMAL RESISTANCE

Junction to Ambient in free air	$R_{th(j-a)}$	500	K/W
---------------------------------	---------------	-----	-----

ELECTRICAL CHARACTERISTICS ($T_a=25^\circ\text{C}$ unless specified otherwise) Per diode

DESCRIPTION	SYMBOL	TEST CONDITION	MIN	MAX	UNIT
Forward Voltage	V_F	$I_F=1mA$		0.41	V
		$I_F=10mA$		0.75	V
		$I_F=15mA$		1.00	V
Reverse Current	$*I_R$	$V_R=70V$		10	μA
		$V_R=50V$		0.1	μA
Diode Capacitance	C_d	$V_R=0V, f=1MHz$		2.0	pF

Pulse Test: $t_p=300\mu s; \delta=0.02$

BAS70_06Rev_1 300606E

Packing Detail

PACKAGE	STANDARD PACK		INNER CARTON BOX		OUTER CARTON BOX		
	Details	Net Weight/Qty	Size	Qty	Size	Qty	Gr Wt
SOT-23 T&R	3K/reel	136 gm/3K pcs	3" x 7.5" x 7.5"	12.0K	17" x 15" x 13.5"	192.0K	12 kgs
			9" x 9" x 9"	51.0K	19" x 19" x 19"	408.0K	28 kgs
	10K/reel	415 gm/10K pcs	13" x 13" x 0.5"	10.0K	17" x 15" x 13.5"	300.0K	16 kgs

Customer Notes

Component Disposal Instructions

1. CDIL Semiconductor Devices are RoHS compliant, customers are requested to please dispose as per prevailing Environmental Legislation of their Country.
2. In Europe, please dispose as per EU Directive 2002/96/EC on Waste Electrical and Electronic Equipment (WEEE).

Disclaimer

The product information and the selection guides facilitate selection of the CDIL's Semiconductor Device(s) best suited for application in your product(s) as per your requirement. It is recommended that you completely review our Data Sheet(s) so as to confirm that the Device(s) meet functionality parameters for your application. The information furnished on the CDIL Web Site/CD are believed to be accurate and reliable. CDIL however, does not assume responsibility for inaccuracies or incomplete information. Furthermore, CDIL does not assume liability whatsoever, arising out of the application or use of any CDIL product; neither does it convey any license under its patent rights nor rights of others. These products are not designed for use in life saving/support appliances or systems. CDIL customers selling these products (either as individual Semiconductor Devices or incorporated in their end products), in any life saving/support appliances or systems or applications do so at their own risk and CDIL will not be responsible for any damages resulting from such sale(s).

CDIL strives for continuous improvement and reserves the right to change the specifications of its products without prior notice.



CDIL is a registered Trademark of
Continental Device India Limited

C-120 Naraina Industrial Area, New Delhi 110 028, India.

Telephone + 91-11-2579 6150, 4141 1112 Fax + 91-11-2579 5290, 4141 1119

email@cdil.com www.cdilsemi.com