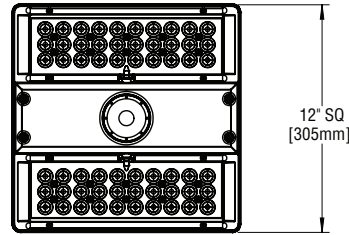
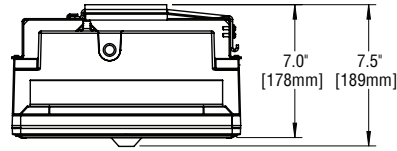



BetaLED Catalog #: PKG - 304 - 25 - DM - - D - - - - -



Notes:

Product	Family	Optic	Mounting	# of LEDs ( x 10 )	LED Series	Voltage	Color Options	Drive Current	Factory-Installed Options
PKG	304	25 <sup>1</sup>	DM <sup>2</sup>	<input type="checkbox"/> 04 <input type="checkbox"/> 06	D	<input type="checkbox"/> UL Universal 120–277V <input type="checkbox"/> UH Universal 347–480V	<input type="checkbox"/> SV Silver <input type="checkbox"/> BZ Bronze <input type="checkbox"/> BK Black <input type="checkbox"/> WH White <input type="checkbox"/> PB Platinum Bronze	<input type="checkbox"/> 700 700mA (Standard) <input type="checkbox"/> 525 525mA <input type="checkbox"/> 350 350mA	Please type additional options in manually on the lines provided above. <input type="checkbox"/> 40K 4000K Color Temperature <sup>3</sup> <input type="checkbox"/> DIM 0–10V Dimming <sup>4,5,6</sup> <input type="checkbox"/> F Fuse <sup>7,8</sup> <input type="checkbox"/> ML Multi-Level (75/525mA) <sup>9</sup> <input type="checkbox"/> J Alternate Junction Box mounting

Footnotes

- Distribution similar to spot flood (25°)
- Direct mount
- Color temperature per full luminaire; 5700K standard; minimum 70 CRI
- Control by others
- Can't exceed specified drive current; consult factory if exceeding drive current is necessary
- Refer to dimming spec sheet for availability and additional information
- When code dictates fusing use time delay fuse
- Not available with all multi-level options. Refer to 304 series multi-level spec sheet for availability and additional information
- Refer to 304 series multi-level spec sheet for availability and additional information

LED PERFORMANCE SPECS

# of LEDs	Initial Delivered Lumens – 25° Optic @ 6000K	Initial Delivered Lumens – 25° Optic @ 4300K	System Watts 120–480V	Total Current @ 120V	Total Current @ 230V	Total Current @ 277V	Total Current @ 347V	Total Current @ 480V	L <sub>70</sub> Hours** @ 25° C (77° F)	Lumen Maintenance @ 50K Hours @ 15° C (59° F)
<b>350mA Fixture Operating at 25° C (77° F)</b>										
40	4,671 (04)	4,305 (04)	47	0.39	0.23	0.19	0.15	0.11	>150,000	94%
60	6,958 (06)	6,413 (06)	68	0.59	0.33	0.27	0.20	0.15	>150,000	
<b>525mA Fixture Operating at 25° C (77° F)</b>										
40	6,540 (04)	6,028 (04)	68	0.58	0.33	0.27	0.21	0.16	148,000	93%
60	9,741 (06)	8,978 (06)	105	0.91	0.48	0.40	0.33	0.22	144,000	
<b>700mA (Standard) Fixture Operating at 25° C (77° F)</b>										
40	7,942 (04)	7,319 (04)	94	0.81	0.44	0.36	0.28	0.20	128,000	91%
60	11,828 (06)	10,902 (06)	141	1.26	0.66	0.54	0.39	0.28	122,000	

\* For recommended lumen depreciation data see TD-13



**General Description**

Slim, low profile design. Fixture is constructed from rugged die-cast and extruded aluminum components. LED driver is mounted in a sealed weather-tight center chamber that allows for access from below the fixture. High performance aluminum heatsinks specifically designed for LED parking structure application. Mounting bracket designed to mount directly over existing single gang and octagonal junction boxes for direct mount. Five year limited warranty on fixture.

**Electrical**

Modular design accommodates varied lighting output from high power, white, 5700K (+/- 500K per full fixture), minimum 70 CRI, long life LED sources. Optional 4000K (+/- 300K per full fixture) also available. 120–277V 50/60 Hz, Class 1 LED drivers are standard. 347–480V 50/60Hz driver is optional. LED drivers have power factor >90% and THD <20% of full load. Units provided with integral 10kV surge suppression protection standard. Surge protection tested in accordance with IEEE/ANSI standard 62.41.2.

**Testing & Compliance**

UL listed in the US and Canada for wet locations. Enclosure classified IP66 per IEC 60529 when ordered without the ML options. Consult factory for CE Certified products. IP66 rated. Dark Sky Friendly. IDA Approved. RoHS Compliant.



**Finish**

Exclusive Colorfast DeltaGuard® finish features an E-Coat epoxy primer with an ultra-durable silver powder topcoat, providing excellent resistance to corrosion, ultraviolet degradation and abrasion. Bronze, black, white and platinum bronze powder topcoats are also available. The finish is covered by our 10 year limited warranty.

Fixture and finish are endurance tested to withstand 5,000 hours of elevated ambient salt fog conditions as defined in ASTM Standard B 117.

**Patents**

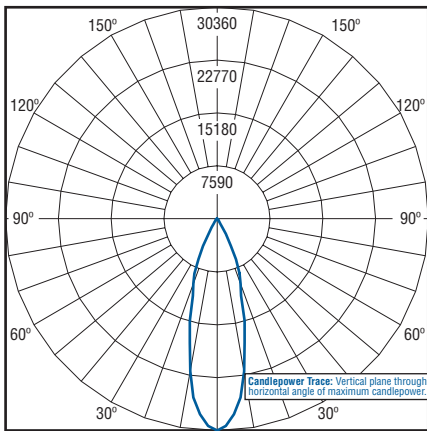
U.S. and international patents granted and pending. BetaLED is a division of Ruud Lighting, Inc. For a listing of Ruud Lighting, Inc. patents, visit [www.uspto.gov](http://www.uspto.gov).

**Field-Installed Accessories**



**Bird Valve**  
 XA-XCPVLNC

**Photometrics**



Independent Testing Laboratories certified test. Report No. ITL65016. Candlepower trace of 4000K, 60 LED 25° flood optic 304 series parking structure luminaire with 11,080 initial delivered lumens operating at 700mA. All published luminaire photometric testing performed to IESNA LM-79-08 standards.

**Zonal Lumens and Percentages**

Zone	Lumens	% Lamp	% Fixture
0-30	9,829.39	88.70	88.70
0-40	10,612.42	95.80	95.70
0-60	10,985.07	99.10	99.10
0-90	11,080.44	100.00	100.00
90-120	0.00	0.00	0.00
90-130	0.00	0.00	0.00
90-150	0.00	0.00	0.00
90-180	0.00	0.00	0.00
0-180	11,080.44	100.10	100.00

**Coefficients of Utilization**

1.  
 Effective Floor Cavity Reflectance = 0.20

CC	80				70				50				30				10				0
	70	50	30	10	70	50	30	10	50	30	10	50	30	10	50	30	10	50	30	10	0
WALL																					
RCR																					
0	119	119	119	119	116	116	116	116	111	111	111	106	106	106	102	102	102	100			
1	114	112	110	108	112	110	108	106	106	104	103	102	101	100	99	98	97	95			
2	110	106	102	99	108	104	101	98	101	98	96	98	96	94	94	83	92	91			
3	105	100	96	92	104	99	95	92	96	93	90	94	91	89	92	89	88	86			
4	101	95	90	87	100	94	90	86	91	88	85	90	87	84	88	86	83	82			
5	97	91	86	82	96	90	85	82	88	84	81	86	83	80	85	82	80	78			
6	94	86	82	78	93	86	81	78	84	80	77	83	79	77	82	79	76	75			
7	90	83	78	74	89	82	78	74	81	77	74	80	76	73	79	76	73	72			
8	87	79	75	71	86	79	74	71	78	74	71	77	73	70	76	73	70	69			
9	84	76	71	68	83	76	71	65	75	71	68	74	70	68	73	70	67	66			
10	81	73	69	66	81	73	69	63	72	68	65	72	68	65	71	68	65	64			

**Luminance Data**

Angle	Average (0°)	Average (45°)	Average (90°)
45°	7,365	7,747	6,770
55°	5,025	3,938	4,290
65°	2,592	2,592	2,273
75°	1,563	1,563	1,563
85°	0	0	0

