


FMOC3S2 SERIES

3.3 Vdc Clock Oscillators

CERAMIC SMD 2.5x3.2



- Ultra Mini, Low Profile
- 3.3 Vdc Supply Voltage
- HCMOS/TTL Compatible
- Low Current Consumption

SPECIFICATIONS

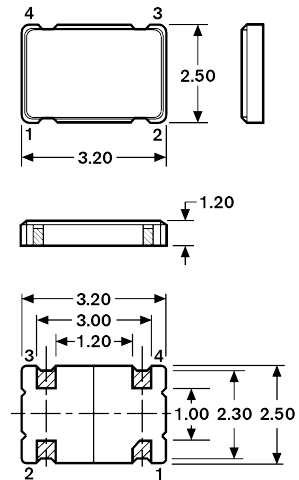
11 - Issue 3 - 02282011



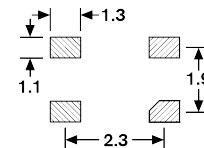
Parameter	Specification
Frequency Range	1 to 48 MHz
Overall Frequency Tolerance	±25 ppm to ±100 ppm (Inclusive of Operating Temp., Supply Voltage, & Load)
Operating Temperature Range	0 to +70°C Std., -40 to +85°C Avail. (See Spec. Option E)
Storage Temperature	-55 to +125°C
Supply Voltage (Vdd)	+3.3 Vdc (±0.3 Vdc)
Supply Current (Icc)	16 mA max. @ 1 to 33.333 MHz 25 mA max. @ 33.334 to 48.000 MHz
Symmetry (Duty Cycle)	40/60% Standard 45/55% Option
Output "0" Level (VoL)	0.4 Vdc max. (TTL) 0.4 Vdc max. (HCMOS)
Output "1" Level (VoH)	2.4 Vdc min. (TTL) 2.7 Vdc min. (HCMOS)
Rise and Fall Time	10 ns max. < 5 ns typical
Start Time	10 ms max. < 5 ms typical
Output Load	2 TTL / 15 to 50 pF HCMOS
Pin 1 Options (See Spec. Option T below)	No Connect (Std.) Tri-State (option T) VIH: 2.2 V or Open Enables Output VIL: 0.8 V Disables Output Output Disable/Enable Time: 100 nS max.
Aging @ 25°C	±5ppm max first year

All specifications subject to change without notice.

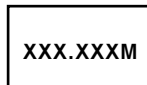
CERAMIC SMD



Recommended Land Pattern



STANDARD MARKING



XXX.XXXM FREQUENCY in MHz

PIN FUNCTION TABLE

Pin	Function
1	NC or Tri-State
2	Case Ground
3	Output
4	Supply Voltage (Vdd)

Standard Specifications for product indicated in color

Dimensions: millimeters

PART DESCRIPTION SYSTEM

FMOC3S2 00 A T - XX.XXXXXXM - CM

