

**Features**

- Shielded construction
- Flat wire
- Unit height as low as 3.0 mm
- Inductance range: 0.1 to 10  $\mu$ H
- Rated current up to 32 A
- RoHS compliant\*

**Applications**

- DC/DC converters
- Power supplies for:
  - Portable communications equipment
  - Laptop computers
  - Camcorders, HDTV, car audio systems
  - Video game consoles

**SRP7030F Series - Shielded Power Inductors**

**Electrical Specifications**

Bourns Part No.	Inductance L ( $\mu$ H) $\pm 20$ %	I rms (A)	I sat (A)	DCR (m $\Omega$ ) Max.
SRP7030-R10FM	0.10	32	60	1.7
SRP7030-R15FM	0.15	28	37	1.99
SRP7030-R20FM	0.20	23	34	2.4
SRP7030-R22FM	0.22	23	34	2.4
SRP7030-R33FM	0.33	18	25	3.4
SRP7030-R47FM	0.47	17	19	4.5
SRP7030-R56FM	0.56	15	17	5
SRP7030-R68FM	0.68	15	17	5
SRP7030-R82FM	0.82	12	14	6.6
SRP7030-1R0FM	1.0	11	13	7
SRP7030-1R1FM	1.1	11	13	7
SRP7030-1R5FM	1.5	10	12	10
SRP7030-2R2FM	2.2	7	11	20
SRP7030-3R3FM	3.3	7	10	24
SRP7030-4R7FM	4.7	5	7	35
SRP7030-5R6FM	5.6	5	6	45
SRP7030-6R8FM	6.8	4.5	5.5	50
SRP7030-8R2FM	8.2	4.5	5	54
SRP7030-100FM	10	3.5	5	60

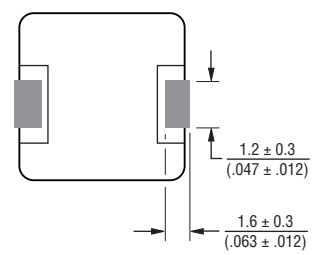
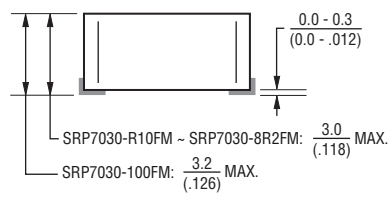
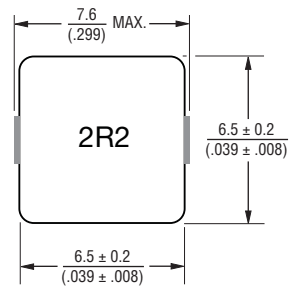
**General Specifications**

Test Voltage ..... 0.25 V  
 Test Frequency ..... 100 KHz  
 Reflow Soldering .. 230 °C; 50 sec. max.  
 Operating Temperature  
 ..... -55 °C to +125 °C  
 (Temperature rise included)  
 Storage Temperature  
 ..... -55 °C to +125 °C  
 Resistance to Soldering Heat  
 ..... +260 °C for 10 sec.

**Materials**

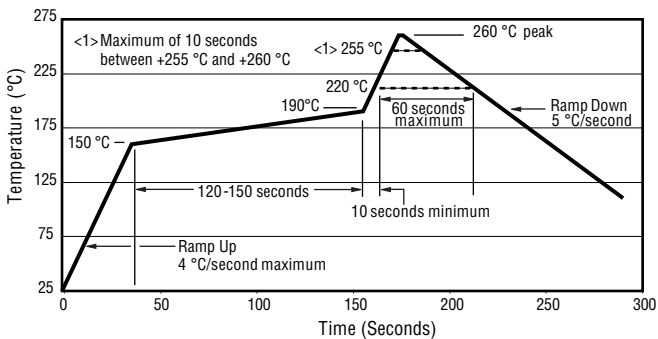
Core ..... Iron  
 Wire ..... Enameled copper  
 Terminal ..... Cu/Sn  
 Rated Current .... Ind. drops 20 % at Isat  
 Temperature Rise .... 40 °C at rated Irms  
 Packaging ..... 1000 pcs. per 13-inch reel

**Product Dimensions**

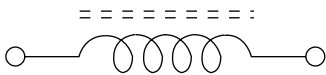


DIMENSIONS:  $\frac{\text{MM}}{\text{(INCHES)}}$

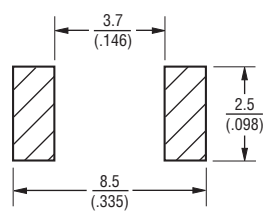
**Soldering Profile**



**Electrical Schematic**



**Recommended Layout**

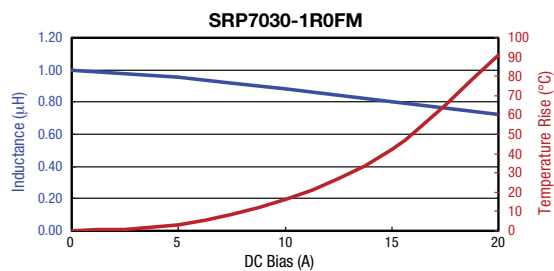
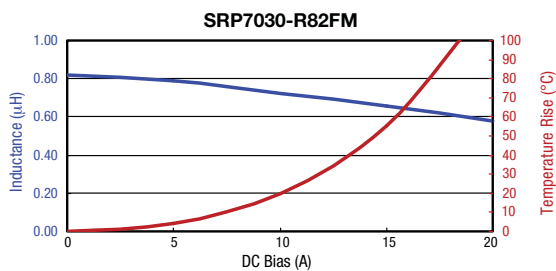
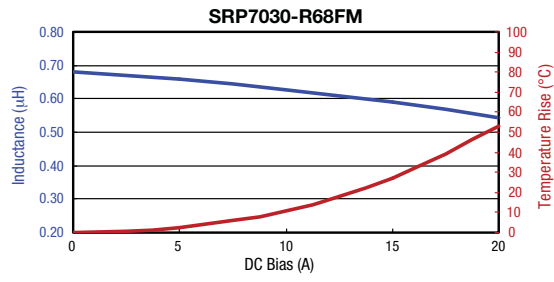
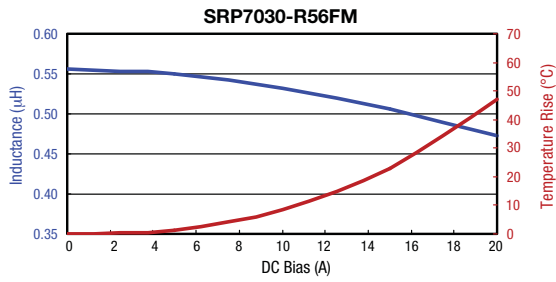
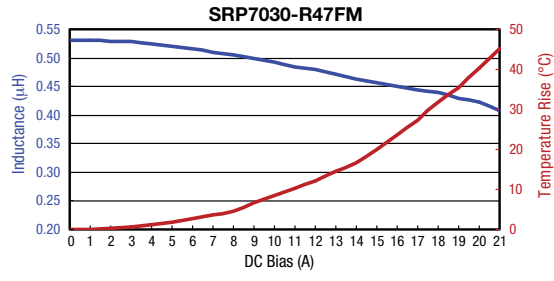
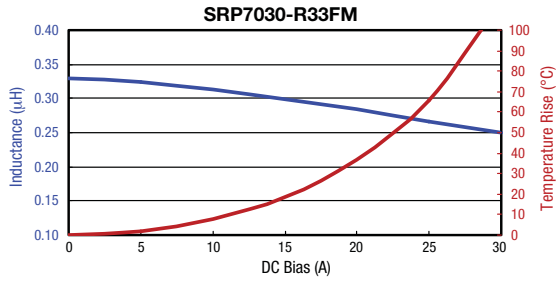
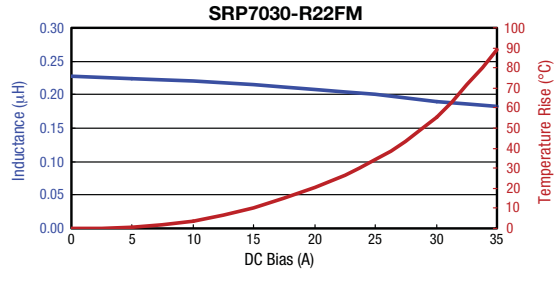
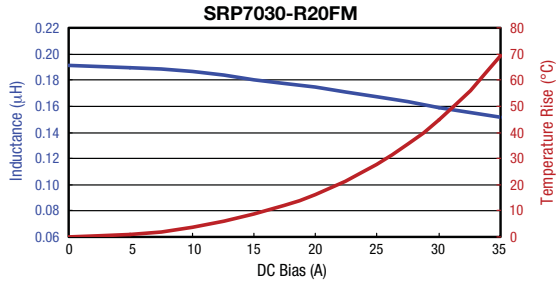
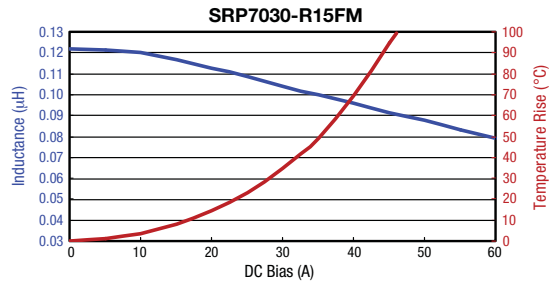
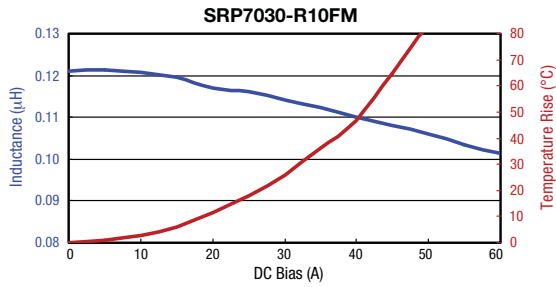


\*RoHS Directive 2002/95/EC Jan 27 2003 including Annex. Specifications are subject to change without notice. Customers should verify actual device performance in their specific applications.

# SRP7030F Series - Shielded Power Inductors

**BOURNS®**

## L vs. I Charts

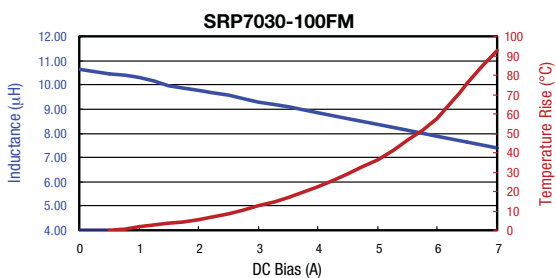
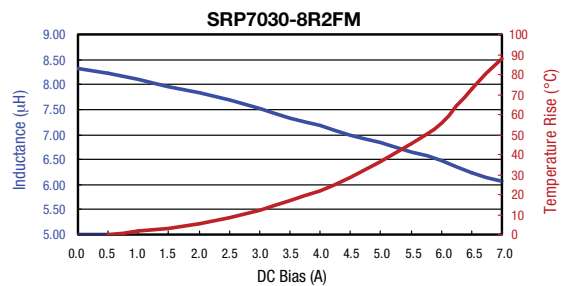
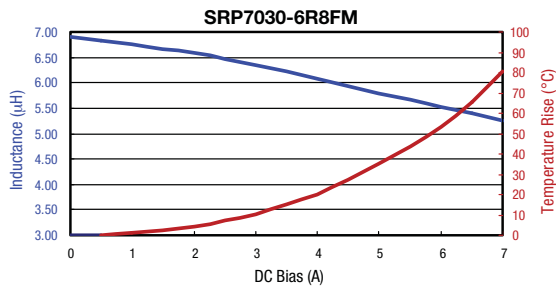
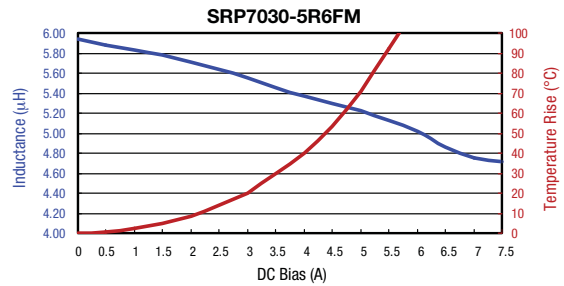
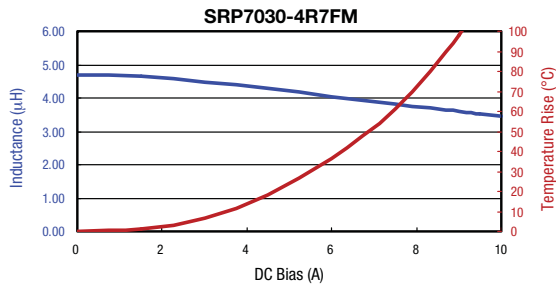
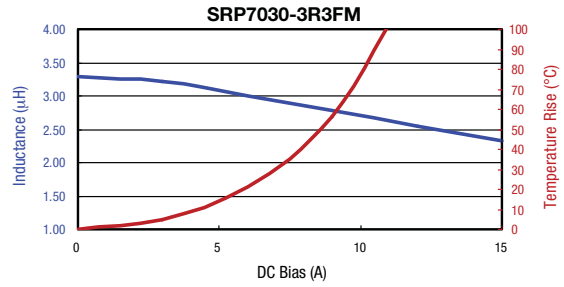
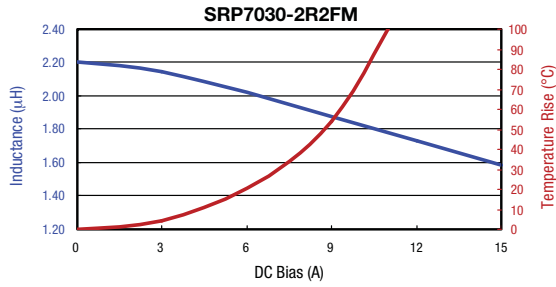
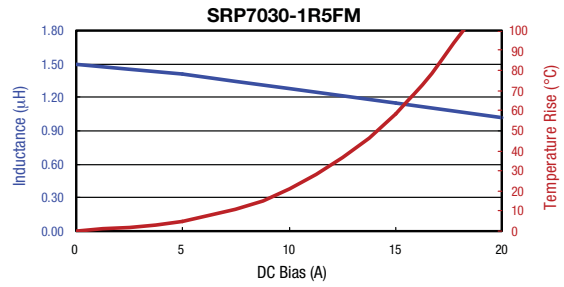
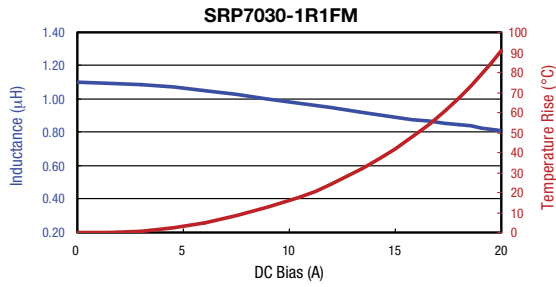


Specifications are subject to change without notice. Customers should verify actual device performance in their specific applications.

# SRP7030F Series - Shielded Power Inductors

**BOURNS®**

## L vs. I Charts

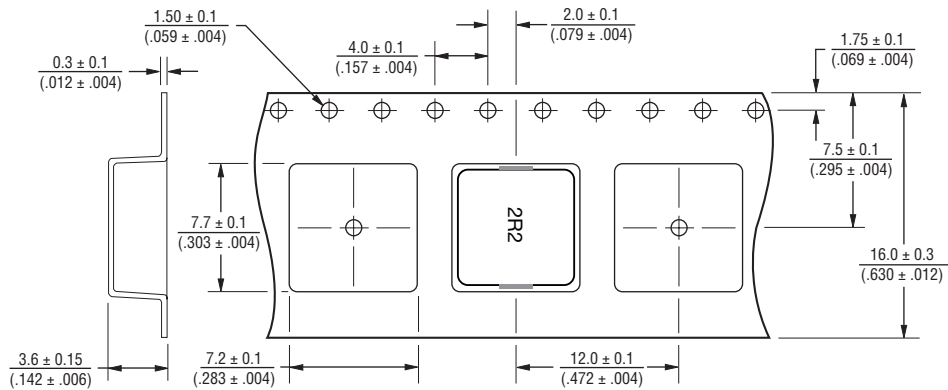
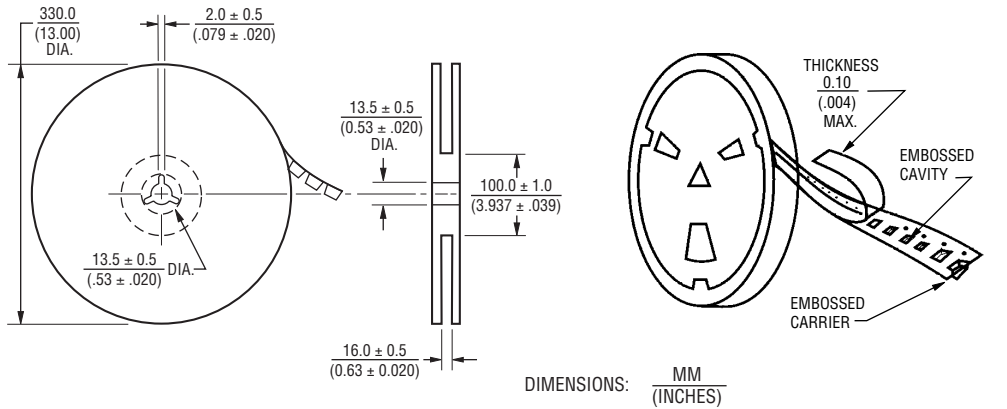


Specifications are subject to change without notice.  
Customers should verify actual device performance in their specific applications.

# SRP7030F Series - Shielded Power Inductors

**BOURNS®**

## Packaging Specifications



USER DIRECTION OF FEED

QTY: 1000 PCS. PER REEL



Asia-Pacific: Tel: +886-2 2562-4117 • Fax: +886-2 2562-4116  
 Europe: Tel: +41-41 768 5555 • Fax: +41-41 768 5510  
 The Americas: Tel: +1-951 781-5500 • Fax: +1-951 781-5700  
[www.bourns.com](http://www.bourns.com)