


*RoHS COMPLIANT



BOURNS®

Features

- Shielded construction
- Flat wire
- Unit height of 2 mm
- Inductance range: 0.22 to 5.6 μ H
- Rated current up to 10 A
- RoHS compliant*

Applications

- DC/DC converters
- Power supplies for:
 - Portable communications equipment
 - Laptop computers
 - Camcorders, HDTV, car audio systems
 - Video game consoles

SRP4020 Series - Shielded Power Inductors

Electrical Specifications

Bourns Part No.	Inductance L (μ H) $\pm 20\%$	I rms (A)	I sat (A)	DCR (m Ω) Max.
SRP4020-R22M	0.22	11.5	11.5	7
SRP4020-R36M	0.36	9	11	12
SRP4020-R47M	0.47	7	10	12
SRP4020-R56M	0.56	7	8	14.7
SRP4020-R68M	0.68	6.3	7	17
SRP4020-R88M	0.88	6	6.5	18
SRP4020-1R0M	1.0	5	6	21.6
SRP4020-1R2M	1.2	5	5	22
SRP4020-1R5M	1.5	5.1	5	29
SRP4020-2R2M	2.2	3.9	5	40
SRP4020-3R3M	3.3	3.3	4.3	48
SRP4020-4R7M	4.7	2.7	4	75
SRP4020-5R6M	5.6	2.4	3.5	90

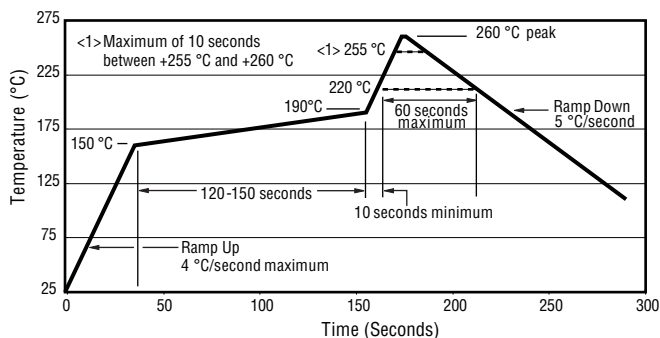
General Specifications

Test Voltage0.25 V
 Test Frequency 100 KHz
 Reflow Soldering .. 230 °C; 50 sec. max.
 Operating Temperature
-55 °C to +125 °C
 (Temperature rise included)
 Storage Temperature
-55 °C to +125 °C
 Resistance to Soldering Heat
+260 °C for 10 sec.

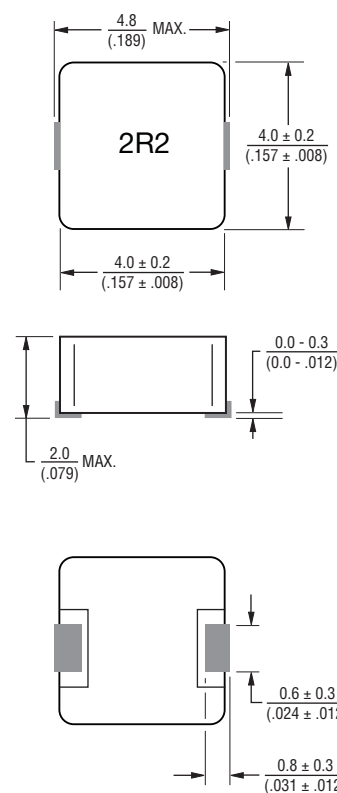
Materials

CoreIron
 WireEnameled copper
 Terminal Cu/Sn
 Rated Current Ind. drops 20 % at Isat
 Temperature Rise40 °C at rated Irms
 Packaging 2000 pcs. per 13-inch reel

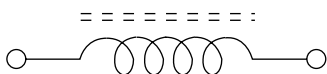
Soldering Profile



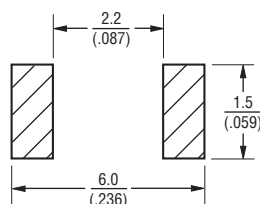
Product Dimensions



Electrical Schematic



Recommended Layout



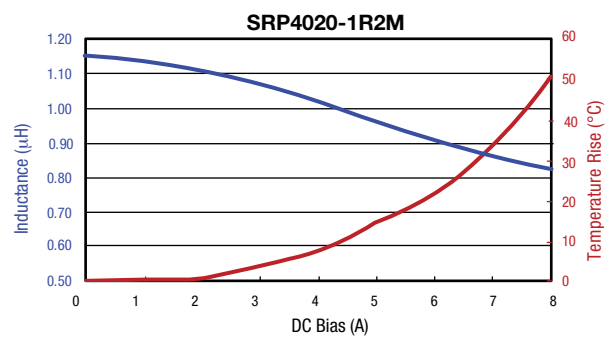
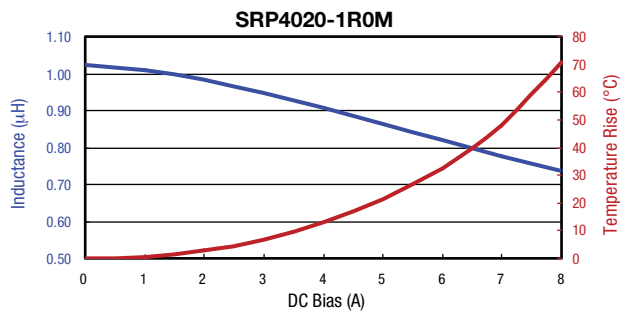
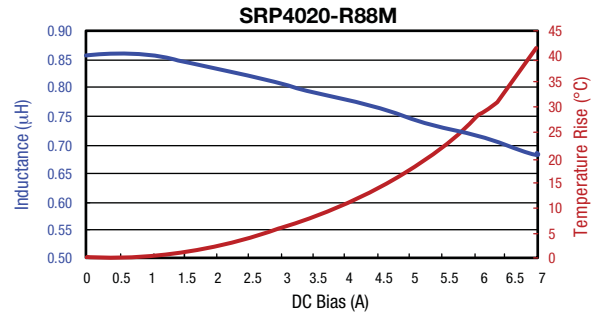
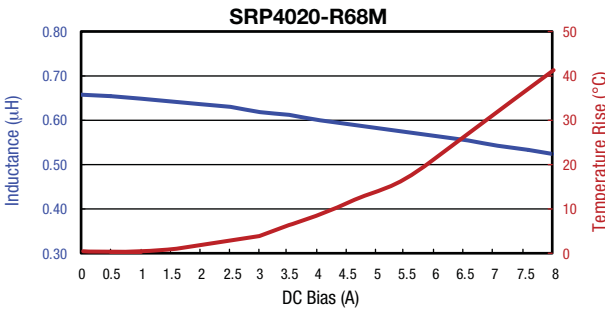
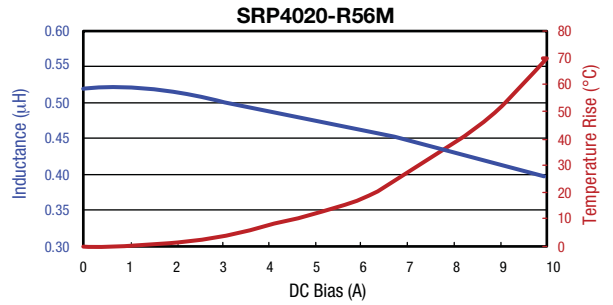
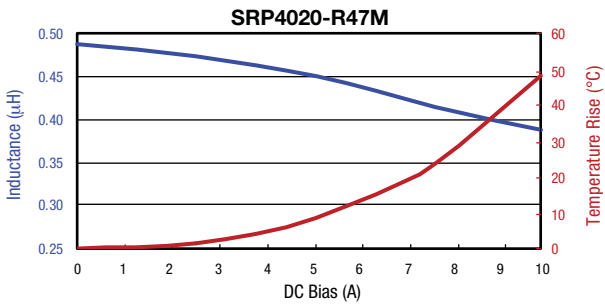
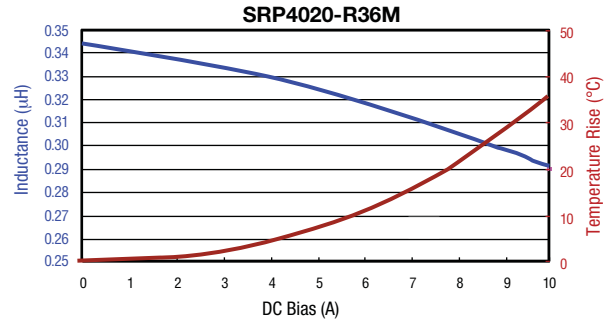
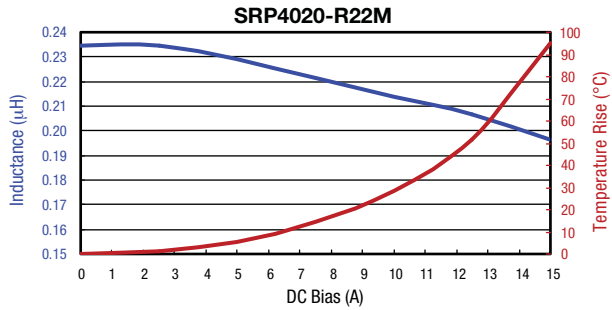
DIMENSIONS: $\frac{\text{MM}}{\text{(INCHES)}}$

*RoHS Directive 2002/95/EC Jan. 27, 2003 including annex and RoHS Recast 2011/65/EU June 8, 2011. Specifications are subject to change without notice. Customers should verify actual device performance in their specific applications.

SRP4020 Series - Shielded Power Inductors

BOURNS®

L vs. I Charts

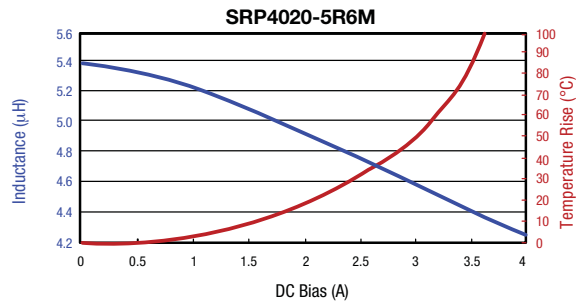
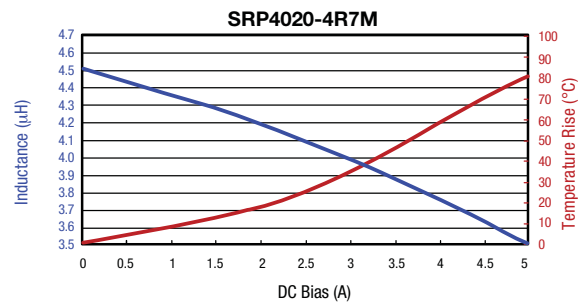
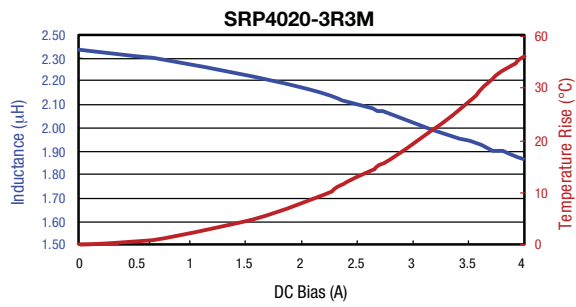
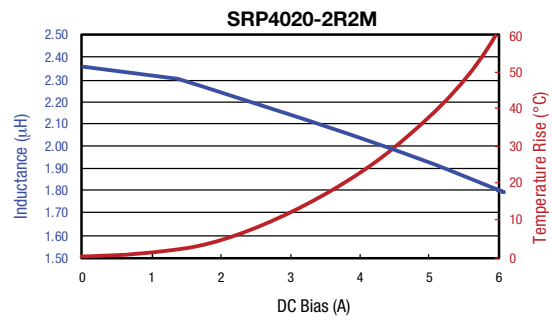
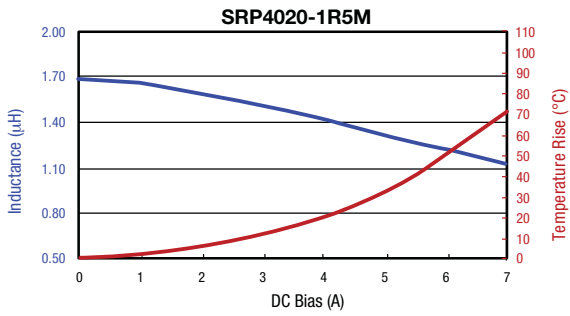


Specifications are subject to change without notice. Customers should verify actual device performance in their specific applications.

SRP4020 Series - Shielded Power Inductors

BOURNS®

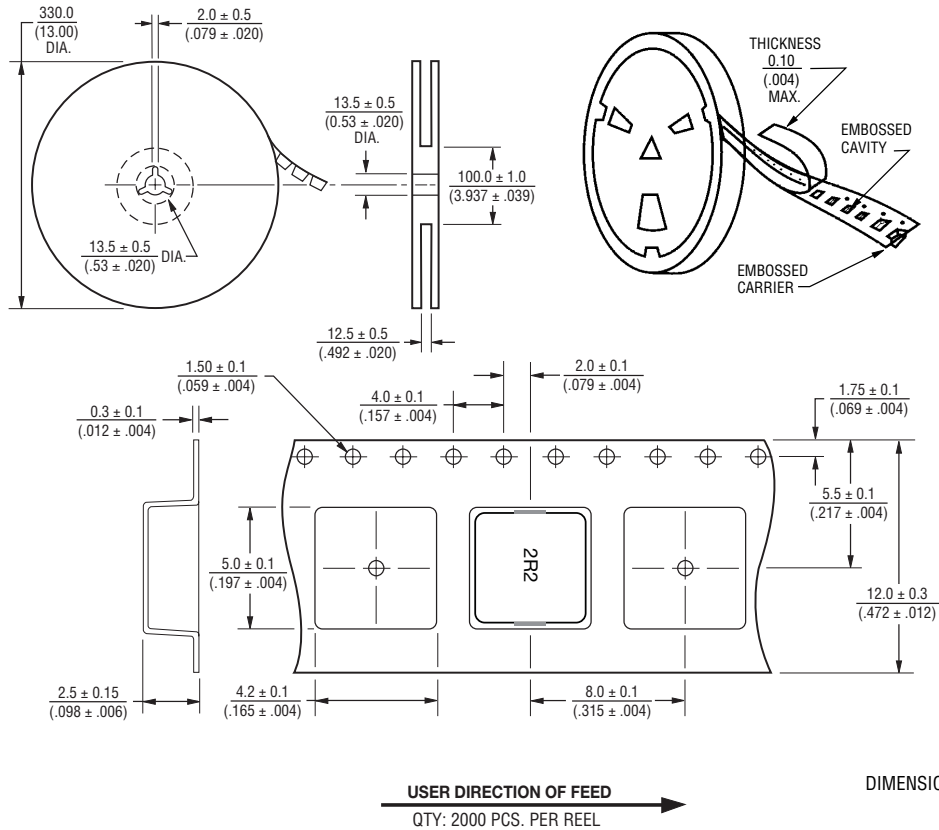
L vs. I Charts



SRP4020 Series - Shielded Power Inductors

BOURNS®

Packaging Specifications



REV. 06/12

Specifications are subject to change without notice.
Customers should verify actual device performance in their specific applications.