


*RoHS COMPLIANT



BOURNS®

Features

- Shielded construction
- Flat wire
- Unit height of 1.2 mm
- Inductance range: 0.22 to 1.5 μ H
- Rated current up to 9 A
- RoHS compliant* and halogen free**

Applications

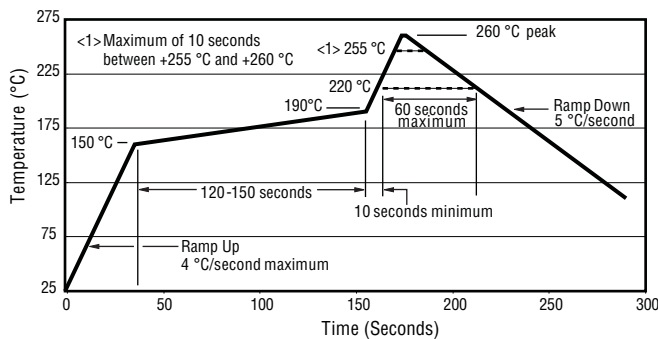
- DC/DC converters
- Power supplies for:
 - Portable communications equipment
 - Laptop computers
 - Camcorders, HDTV, car audio systems
 - Video game consoles

SRP4012 Series - Shielded Power Inductors

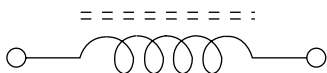
Electrical Specifications

Bourns Part No.	Inductance L (μ H) ± 20 %	I rms (A)	I sat (A)	DCR (m Ω) Max.
SRP4012-R22M	0.22	9	10	9.3
SRP4012-R47M	0.47	6.5	9	20
SRP4012-R56M	0.56	5.5	8	25
SRP4012-1R0M	1.0	4.8	6.3	33.6
SRP4012-1R2M	1.2	3	6	45
SRP4012-1R5M	1.5	3	5.5	50

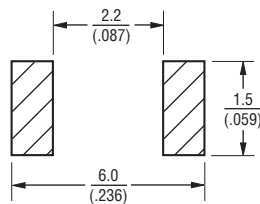
Soldering Profile



Electrical Schematic



Recommended Layout



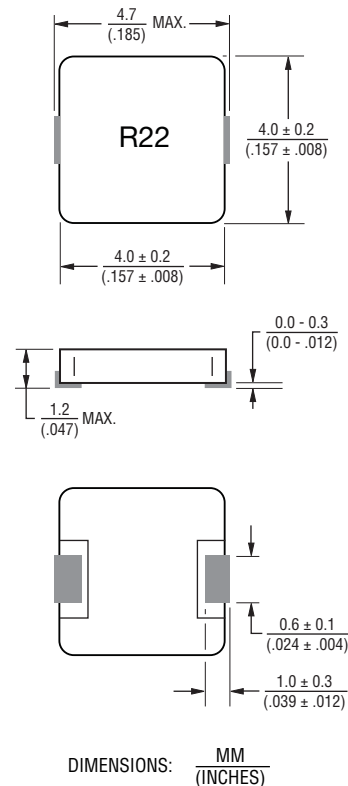
General Specifications

Test Voltage0.25 V
 Test Frequency 100 KHz
 Reflow Soldering .. 230 °C; 50 sec. max.
 Operating Temperature
-55 °C to +125 °C
 (Temperature rise included)
 Storage Temperature
-55 °C to +125 °C
 Resistance to Soldering Heat
+260 °C for 10 sec.

Materials

CoreIron
 WireEnameled copper
 Terminal Cu/Sn
 Rated Current Ind. drops 20 % at Isat
 Temperature Rise40 °C at rated I rms
 Packaging 2000 pcs. per 13-inch reel

Product Dimensions



BOURNS®

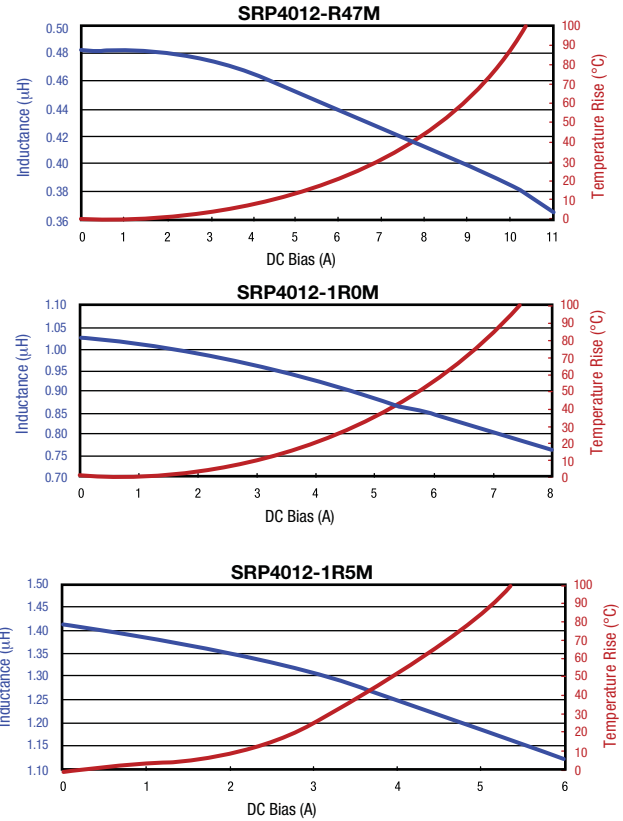
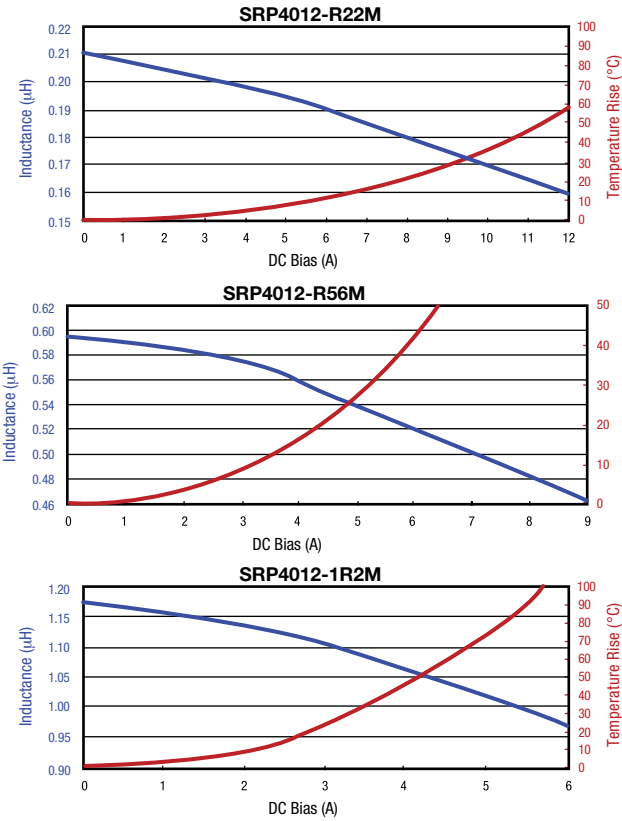
Asia-Pacific: Tel: +886-2 2562-4117 • Fax: +886-2 2562-4116
 Europe: Tel: +41-41 768 5555 • Fax: +41-41 768 5510
 The Americas: Tel: +1-951 781-5500 • Fax: +1-951 781-5700
 www.bourns.com

* RoHS Directive 2002/95/EC Jan. 27, 2003 including annex and RoHS Recast 2011/65/EU June 8, 2011.
 ** Bourns follows the prevailing definition of "halogen free" in the industry. Bourns considers a product to be "halogen free" if (a) the Bromine (Br) content is 900 ppm or less; (b) the Chlorine (Cl) content is 900 ppm or less; and (c) the total Bromine (Br) and Chlorine (Cl) content is 1500 ppm or less.
 Specifications are subject to change without notice.
 Customers should verify actual device performance in their specific applications.

SRP4012 Series - Shielded Power Inductors

BOURNS®

L vs. I Charts



Packaging Specifications

