



Features

- Unit height of 2.9 mm
- Inductance range: 1 to 1000 μ H
- Rated current up to 2.9 A
- RoHS compliant*

Applications

- DC/DC converters
- Power supplies for:
 - Portable communication equipment
 - Laptop computers
 - Camcorders, HDTV, car audio systems

SDE6603 Series - SMD Power Inductors

Electrical Characteristics

Bourns Part No.	Inductance @ 100KHz L (μ H) \pm 20 %	SRF (MHz) Typ.	DCR (Ω) Max.	I rms (A)	I sat (A)
SDE6603-1R0M	1.0	130	0.05	2.9	2.9
SDE6603-1R5M	1.5	115	0.06	2.8	2.6
SDE6603-2R2M	2.2	90	0.07	2.4	2.3
SDE6603-3R3M	3.3	70	0.08	2.0	2.0
SDE6603-4R7M	4.7	50	0.09	1.5	1.5
SDE6603-6R8M	6.8	45	0.13	1.4	1.2
SDE6603-100M	10	35	0.16	1.1	1.1
SDE6603-150M	15	30	0.23	1.0	0.9
SDE6603-220M	22	20	0.37	0.8	0.7
SDE6603-330M	33	15	0.51	0.6	0.58
SDE6603-470M	47	14	0.64	0.5	0.5
SDE6603-680M	68	11	0.86	0.4	0.4
SDE6603-101M	100	9	1.27	0.3	0.31
SDE6603-151M	150	6	2.0	0.25	0.27
SDE6603-221M	220	5.5	3.11	0.2	0.22
SDE6603-331M	330	5	3.8	0.16	0.18
SDE6603-471M	470	4	5.06	0.15	0.16
SDE6603-681M	680	3	9.2	0.12	0.14
SDE6603-102M	1000	2	13.8	0.07	0.1

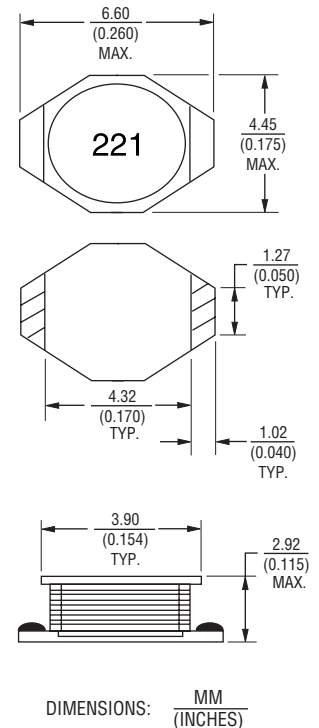
General Specifications

Test Voltage 0.1 V
 Reflow Soldering ... 230 °C, 50 sec max.
 Operating Temperature -25 °C to +105 °C
 (Temperature rise included)
 Storage Temperature -40 °C to +125 °C
 Resistance to Soldering Heat 260 °C for 10 sec.

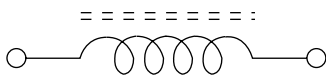
Materials

Core Ferrite
 Wire Enameled copper
 Base Ceramic
 Adhesive Epoxy resin
 Terminal Ag/Ni/Au
 Rated Current Ind. drop of 10 % typ. at Isat
 Temperature Rise .. 40 °C typical at Irms
 Packaging 2000 pcs. per 13-inch reel

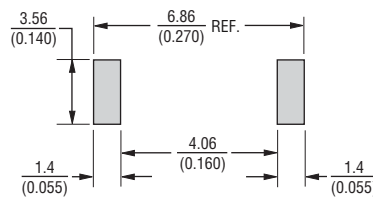
Product Dimensions



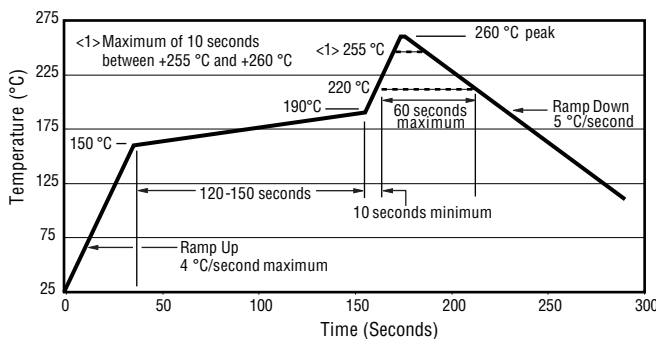
Schematic



Recommended Layout



Soldering Profile



*RoHS Directive 2002/95/EC Jan 27 2003 including Annex.
 Specifications are subject to change without notice.
 Customers should verify actual device performance in their specific applications.

