



BOURNS®

Features

- Formerly J.W. Miller® model
- Height of 4.5 mm
- Current rating up to 1.65 A
- RoHS compliant*

Applications

- Input/output of DC/DC converters
- Industrial electronics
- Power supplies for:
 - Portable communications equipment
 - Camcorders
 - LCD TVs
 - Car radios

PM74SB Series - Shielded SMD Power Inductors

Electrical Specifications

Bourns Part No.	Inductance 100 KHz		Test Frequency (MHz)	SRF MHz Typ.	DCR Max. (Ω)	Idc (A)	Isat (A)
	(μH)	Tol. (%)					
PM74SB-100M-RC	10	±20	2.52	26	0.07	1.65	2.00
PM74SB-120M-RC	12	±20	2.52	25	0.07	1.57	1.90
PM74SB-150M-RC	15	±20	2.52	20	0.08	1.39	1.68
PM74SB-180M-RC	18	±20	2.52	19	0.10	1.29	1.55
PM74SB-220M-RC	22	±20	2.52	18	0.13	1.12	1.47
PM74SB-270M-RC	27	±20	2.52	16	0.16	1.06	1.35
PM74SB-330L-RC	33	±15	2.52	15	0.18	0.97	1.16
PM74SB-390L-RC	39	±15	2.52	14	0.18	0.91	1.10
PM74SB-470L-RC	47	±15	2.52	12	0.27	0.80	0.95
PM74SB-560L-RC	56	±15	2.52	11	0.29	0.76	0.89
PM74SB-680L-RC	68	±15	2.52	10	0.33	0.68	0.76
PM74SB-820L-RC	82	±15	2.52	9	0.43	0.62	0.72
PM74SB-101K-RC	100	±10	1.00	8	0.49	0.55	0.64
PM74SB-121K-RC	120	±10	1.00	7	0.68	0.49	0.63
PM74SB-151K-RC	150	±10	1.00	6	0.94	0.44	0.56
PM74SB-181K-RC	180	±10	1.00	5	1.00	0.40	0.52
PM74SB-221K-RC	220	±10	1.00	5	1.18	0.36	0.55
PM74SB-271K-RC	270	±10	1.00	4	1.30	0.33	0.53

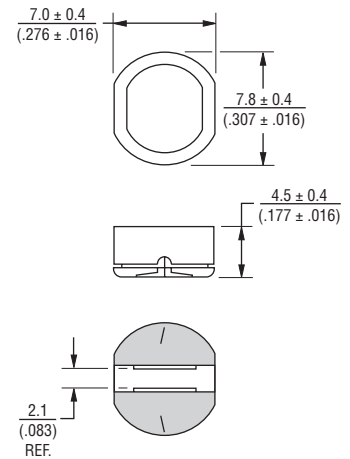
General Specifications

Test Voltage 0.1 V
 Reflow Soldering 230 °C; 50 sec max.
 Operating Temperature
 -40 °C to +125 °C
 (Temperature rise included)
 Storage Temperature
 -40 °C to +125 °C
 Resistance to Soldering Heat
 260 °C, 10 sec. max.

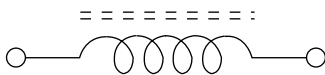
Materials

Core Ferrite
 Wire Enameled copper
 Adhesive Epoxy resin
 Terminal Sn/Cu
 Rated Current
 Ind. drop 10 % typ. at Isat
 Temperature Rise 40 °C typical at Idc
 Packaging 1000 pcs. per reel

Product Dimensions



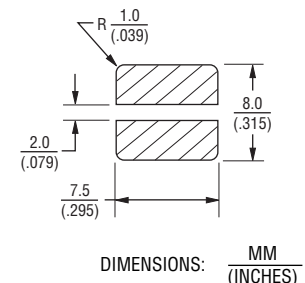
Electrical Schematic



Typical Part Marking



Recommended Pad Layout

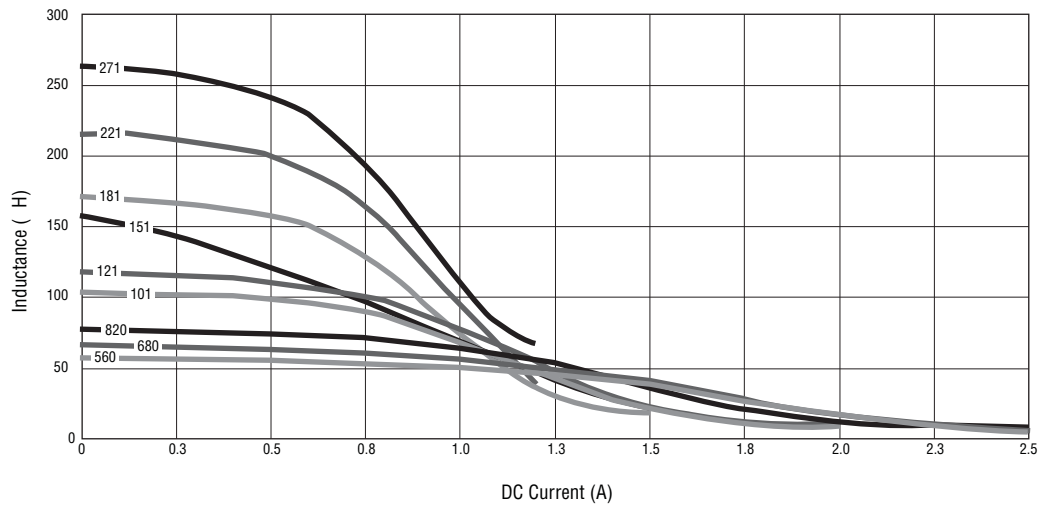
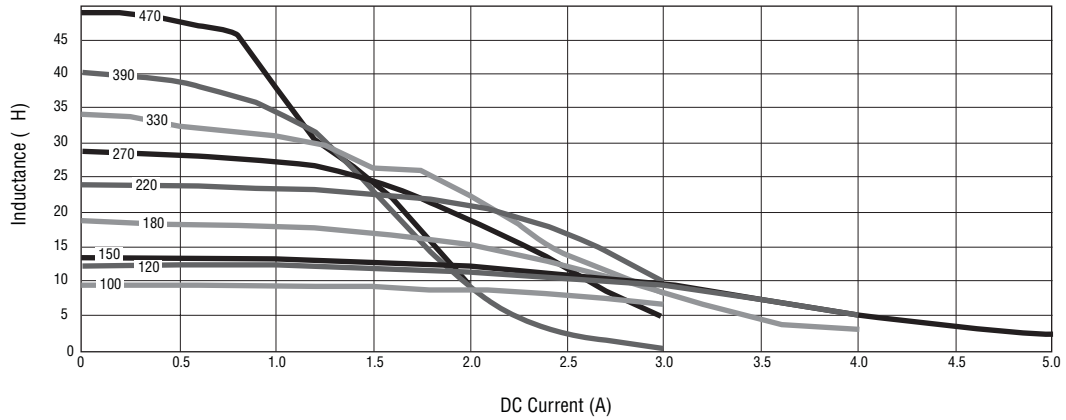


*RoHS Directive 2002/95/EC Jan. 27, 2003 including annex and RoHS Recast 2011/65/EU June 8, 2011.
 Specifications are subject to change without notice.
 Customers should verify actual device performance in their specific applications

PM74SB Series - Shielded SMD Power Inductors

BOURNS®

Inductance vs. Current



PM74SB Series - Shielded SMD Power Inductors

BOURNS®

Packaging Specifications

