

Features

- 0402 size
- Available in E12 Series
- High frequency
- Nickel barrier
- RoHS compliant*

Applications

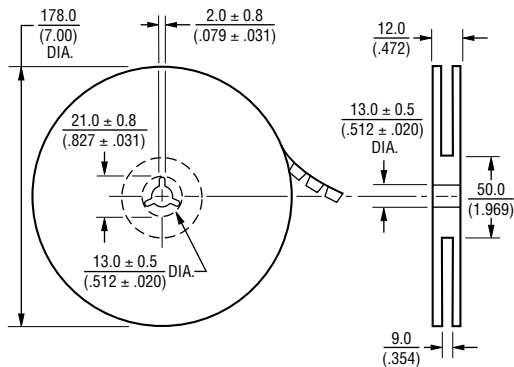
- Mobile phones
- Cellular phones
- CTV, VCR, HIC, FDD
- Automotive electronics

CI100505 Series - Multi-Layer Chip Inductors

Electrical Specifications

Bourns Part No.	Inductance @100 MHz		Q Typ.			SRF MHz		DCR	I rms
	nH	Tol. %	@100 MHz	@500 MHz	@1000 MHz	min.	typ.	ohm max.	mA max.
CI100505-1N0D	1.0	±0.3 nH	8	34	52	6000	13000	0.08	300
CI100505-1N2D	1.2	±0.3 nH	8	35	52	6000	10000	0.09	300
CI100505-1N5D	1.5	±0.3 nH	8	33	48	6000	10000	0.10	300
CI100505-1N8D	1.8	±0.3 nH	8	30	42	6000	9500	0.12	300
CI100505-2N2D	2.2	±0.3 nH	8	25	36	6000	9000	0.13	300
CI100505-2N7D	2.7	±0.3 nH	8	24	34	6000	9000	0.13	300
CI100505-3N3D	3.3	±0.3 nH	8	24	35	6000	8000	0.16	300
CI100505-3N9D	3.9	±0.3 nH	8	24	35	4000	6500	0.21	300
CI100505-4N7D	4.7	±0.3 nH	8	23	34	4000	5000	0.21	300
CI100505-5N6D	5.6	±0.3 nH	8	24	35	4000	5000	0.23	300
CI100505-6N8J	6.8	±5	8	23	32	3900	4400	0.25	300
CI100505-8N2J	8.2	±5	8	23	31	3600	4000	0.28	250
CI100505-10NJ	10	±5	8	23	31	3200	3500	0.31	250
CI100505-12NJ	12	±5	8	23	31	2700	3500	0.40	200
CI100505-15NJ	15	±5	8	23	30	2300	3000	0.46	200
CI100505-18NJ	18	±5	8	23	30	2100	2600	0.55	200
CI100505-22NJ	22	±5	8	22	27	1900	2200	0.60	200
CI100505-27NJ	27	±5	8	21	26	1600	1900	0.70	200
CI100505-33NJ	33	±5	8	20	22	1300	1700	0.80	200
CI100505-39NJ	39	±5	8	20	21	1200	1600	0.90	100
CI100505-47NJ	47	±5	8	19	18	1000	1300	1.00	100
CI100505-56NJ	56	±5	8	18	16	750	900	1.00	100
CI100505-68NJ	68	±5	8	17	11	700	800	1.20	100
CI100505-82NJ	82	±5	8	16	6	600	700	1.30	100
CI100505-R10J	100	±5	8	14	—	550	650	1.50	100

Packaging Specifications



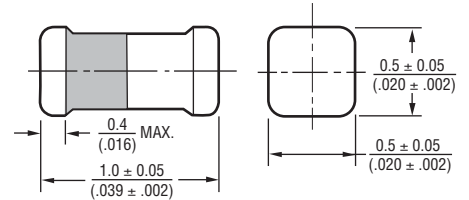
General Specifications

Temperature Rise20 °C max. at rated current
 Operating Temperature ..-55 °C to +125 °C
 Storage Temperature...-55 °C to +125 °C
 Reflow Soldering ...230 °C, 50 sec. max.
 Resistance to Soldering Heat260 °C, 10 seconds

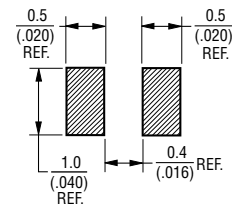
Materials

Base MaterialCeramic
 Terminal.....Ag/Ni/Sn
 Packaging.....10,000 pcs. per reel

Product Dimensions



Recommended Layout



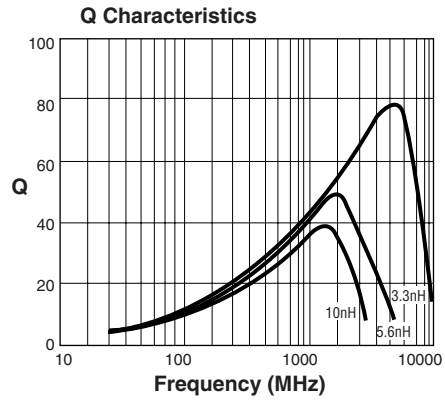
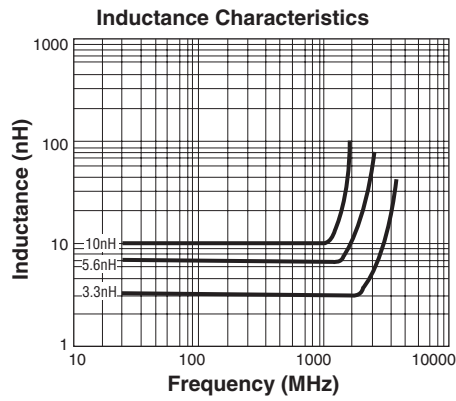
DIMENSIONS: $\frac{\text{MM}}{\text{(INCHES)}}$

*RoHS Directive 2002/95/EC Jan. 27, 2003 including annex and RoHS Recast 2011/65/EU June 8, 2011.
 Specifications are subject to change without notice.
 Customers should verify actual device performance in their specific applications.

CI100505 Series - Multi-Layer Chip Inductors

BOURNS®

Electrical Specifications



REVISED EFFECTIVE 12/31/12

Specifications are subject to change without notice.

Customers should verify actual device performance in their specific applications.