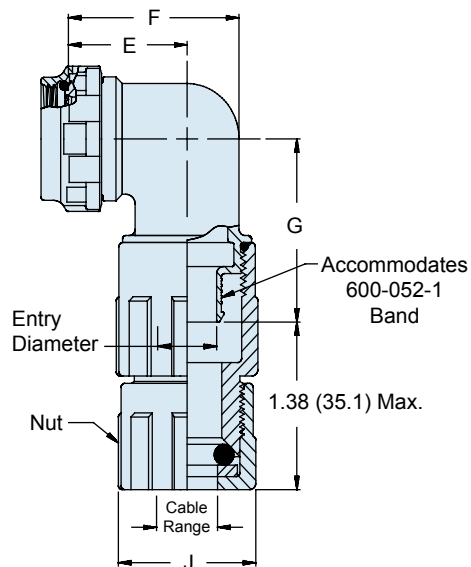
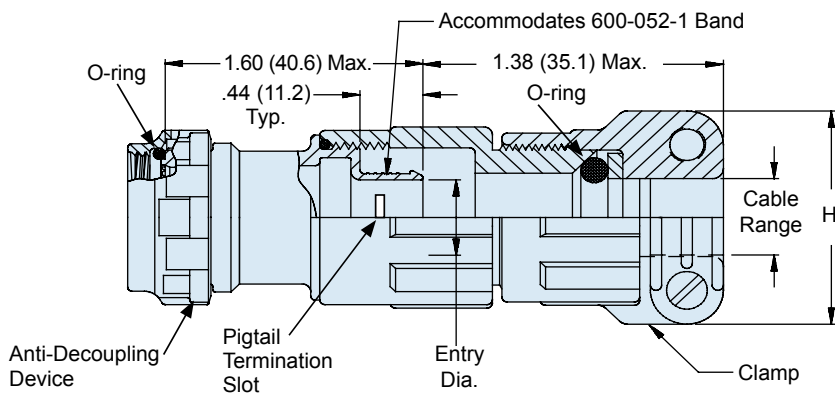
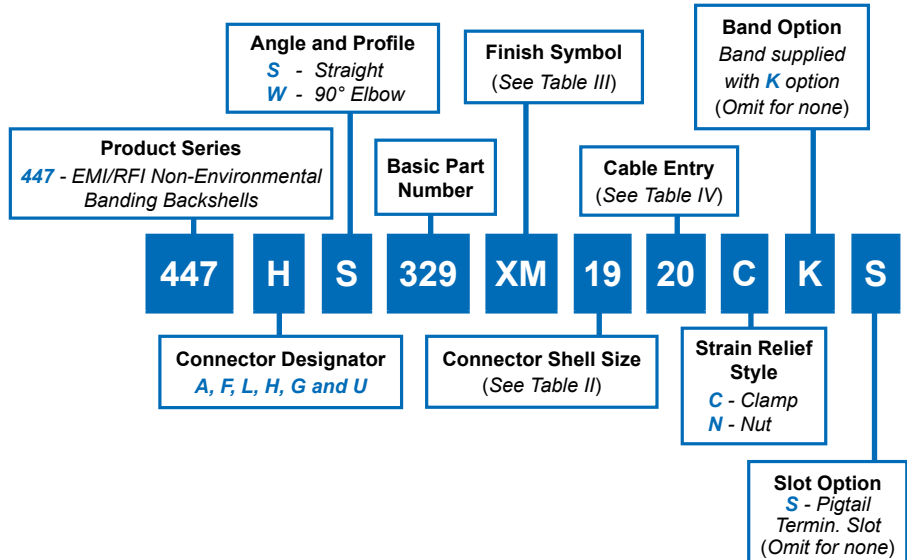


# 447-329 Composite EMI/RFI Environmental Band-in-a-Can Backshell with Strain-Relief Clamp and Self-Locking Rotatable Coupling

**A**

CONNECTOR DESIGNATOR:	
<b>A</b>	MIL-DTL-5015, -26482 Series II, and -83723 Series I and III
<b>F</b>	MIL-DTL-38999 Series I, II
<b>L</b>	MIL-DTL-38999 Series 1.5 (JN1003)
<b>H</b>	MIL-DTL-38999 Series III and IV
<b>G</b>	MIL-DTL-28840
<b>U</b>	DG123 and DG123A
<b>SELF-LOCKING</b>	
<b>ROTATABLE COUPLING</b>	
<b>STANDARD PROFILE</b>	



- NOTES**
1. Metric dimensions (mm) are in parenthesis and are for reference only.
  2. Coupling nut supplied unplated.
  3. See Table I in Intro for front-end dimensional details.

**447-329**  
**Composite EMI/RFI Environmental**  
**Band-in-a-Can Backshell with Strain-Relief Clamp**  
**and Self-Locking Rotatable Coupling**



**TABLE II: CONNECTOR SHELL SIZE**

Shell Size For					E	F	G	Max Entry
Connector Designator*								
A	F/L	H	G	U	±.06 (1.5)	±.09 (2.3)	±.09 (2.3)	Dash No.**
08	08	09	-	-	.69 (17.5)	.88 (22.4)	1.19 (30.2)	10
10	10	11	-	08	.75 (19.1)	1.00 (25.4)	1.25 (31.8)	12
12	12	13	11	10	.81 (20.6)	1.13 (28.7)	1.31 (33.3)	14
14	14	15	13	12	.88 (22.4)	1.31 (33.3)	1.38 (35.1)	16
16	16	17	15	14	.94 (23.9)	1.38 (35.1)	1.44 (36.6)	20
18	18	19	17	16	.97 (24.6)	1.44 (36.6)	1.47 (37.3)	20
20	20	21	19	18	1.06 (26.9)	1.63 (41.4)	1.56 (39.6)	22
22	22	23	-	20	1.13 (28.7)	1.75 (44.5)	1.63 (41.4)	24
24	24	25	23	22	1.19 (30.2)	1.88 (47.8)	1.69 (42.9)	28
28	-	-	25	24	1.34 (34.0)	2.13 (54.1)	1.78 (45.2)	32

\*\*Consult factory for additional entry sizes available.

**TABLE III: FINISH**

Symbol	Finish Description
XM	2000 Hour Corrosion Resistant Electroless Nickel
XMT	2000 Hour Corrosion Resistant Ni-PTFE, Nickel-Fluorocarbon Polymer. 1000 Hour Grey™
XW	2000 Hour Corrosion Resistant Cadmium/Olive Drab over Electroless Nickel

**TABLE IV: CABLE ENTRY**

Entry Code	H		J		Entry Dia.*	Cable Range **	
	±.06 (1.5)	±.06 (1.5)	±.06 (1.5)	±.03 (0.8)		Minimum	Maximum
10	.94 (23.9)	.80 (20.3)	.22 (5.6)	.13 (3.3)	.25 (6.4)		
12	1.17 (29.7)	.93 (23.6)	.28 (7.1)	.25 (6.4)	.38 (9.7)		
14	1.28 (32.5)	1.06 (26.9)	.34 (8.6)	.31 (7.9)	.44 (11.2)		
16	1.41 (35.8)	1.22 (31.0)	.46 (11.7)	.50 (12.7)	.63 (15.9)		
18	1.50 (38.1)	1.24 (31.5)	.55 (14.0)	.56 (14.2)	.69 (17.5)		
20	1.56 (39.6)	1.37 (34.8)	.62 (15.7)	.63 (16.0)	.75 (19.1)		
22	1.69 (42.9)	1.49 (37.8)	.70 (17.8)	.75 (19.1)	.88 (22.2)		
24	1.81 (46.0)	1.62 (41.1)	.78 (19.8)	.88 (22.4)	1.00 (25.4)		
28	1.91 (48.5)	1.68 (42.7)	.85 (21.6)	1.00 (25.4)	1.13 (28.6)		
32	2.02 (51.3)	1.82 (46.2)	.95 (24.1)	1.13 (28.6)	1.25 (31.8)		

\* Entry diameter equals maximum wire bundle diameter.

\*\* Cable range equals diameter of cable outer jacket.