



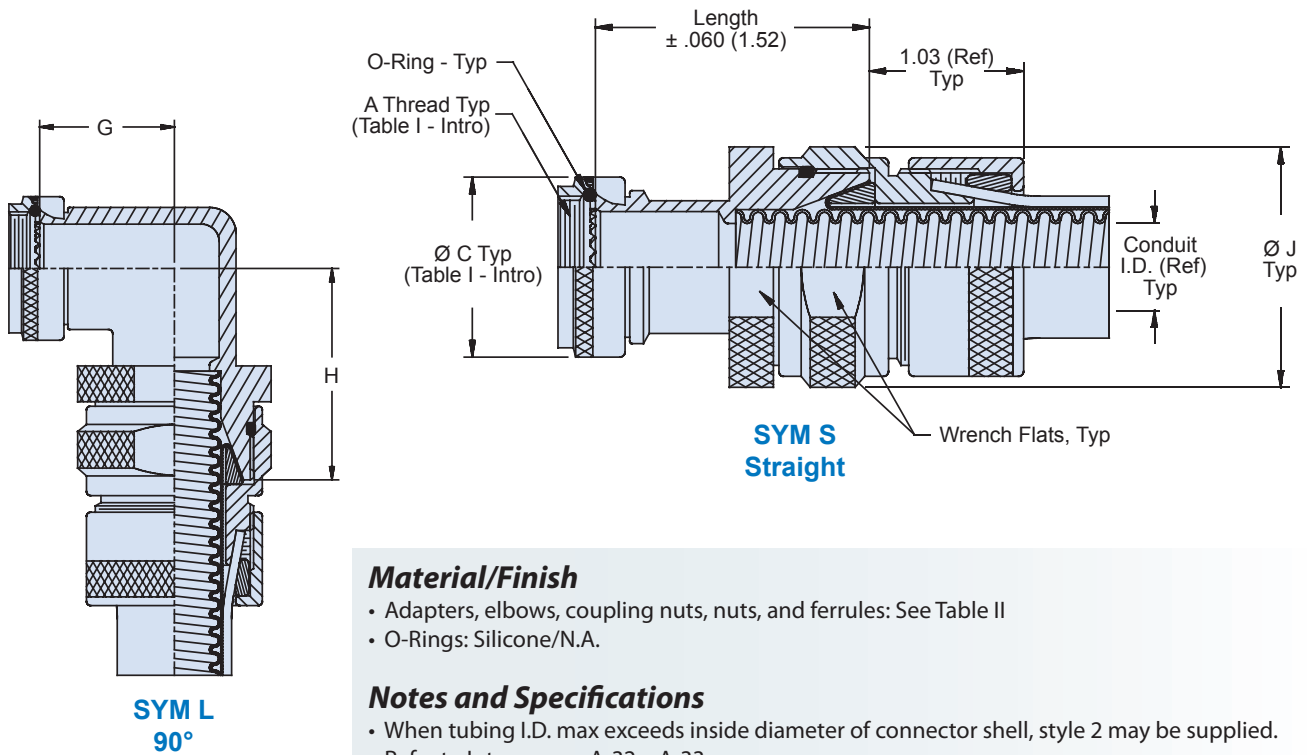
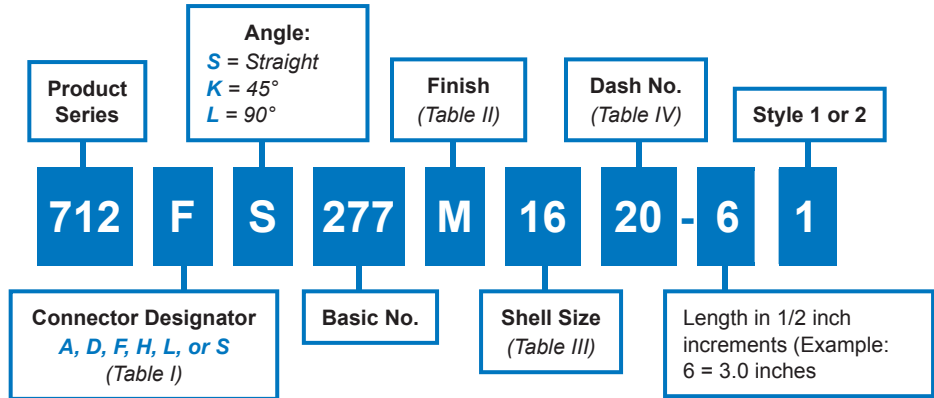
712-277

**Heavy-Duty Ground Ring System
Backshell with Ground Ring Shield Termination
for Series 74 Helical Convoluted Tubing**

Heavy-Duty convoluted tubing-to-connector backshell, environmental, for tubing with one or two braids and jacket



How To Order



Material/Finish

- Adapters, elbows, coupling nuts, nuts, and ferrules: See Table II
- O-Rings: Silicone/N.A.

Notes and Specifications

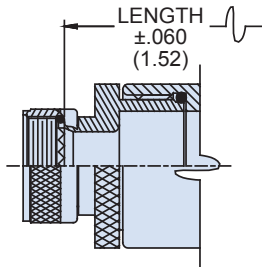
- When tubing I.D. max exceeds inside diameter of connector shell, style 2 may be supplied. Refer to Intro, pages A-32 – A-33.
- O-Ring not supplied with connector designator A
- Standard minimum length for Style I is 1.50 inch, for Style II is 2.00 inches. Consult factory for shorter length. Note: applies to Symbol S, Straight, only.

712-277

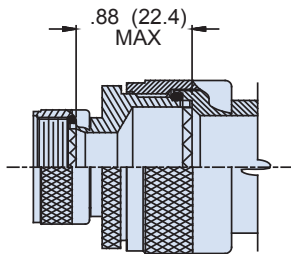
**Heavy-Duty Ground Ring System
Backshell with Ground Ring Shield Termination
for Series 74 Helical Convoluted Tubing**



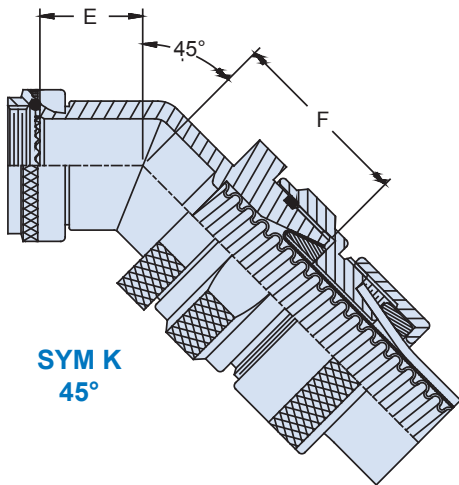
Series 74
Helical Tubing



**STYLE 2
(STRAIGHT)**



**STYLE 2
(45° & 90°)**



**SYM K
45°**

Table III: Shell Size/Dimensions					
Shell Size A, D, F, L, S	H	E Max	F Max	G Max	H Max
10	11	.66 (16.8)	1.26 (32.0)	.81 (20.6)	1.40 (35.6)
12	13	.69 (17.6)	1.28 (32.5)	.87 (22.1)	1.46 (37.1)
14	15	.71 (18.0)	1.31 (33.3)	.92 (23.4)	1.53 (38.9)
16	17	.73 (18.5)	1.33 (33.8)	.98 (24.9)	1.59 (40.4)
18	19	.75 (19.1)	1.34 (34.0)	1.02 (25.9)	1.61 (40.9)
20	21	.77 (19.6)	1.36 (34.5)	1.08 (27.4)	1.67 (42.4)
22	23	.80 (20.3)	1.40 (35.6)	1.14 (29.0)	1.75 (44.5)
24	25	.82 (20.8)	1.43 (36.3)	1.20 (30.5)	1.82 (46.2)
28		1.04 (26.4)	1.60 (40.6)	1.48 (37.6)	2.06 (52.3)
32		1.09 (27.7)	1.64 (41.7)	1.61 (40.9)	2.15 (54.6)
36		1.14 (29.0)	1.69 (42.9)	1.72 (43.7)	2.26 (57.4)

Table II: Finish		
Sym	Material	Finish Description
B	AL Alloy	Olive Drab over Cadmium Plate
J		Gold Iridite over Cadmiup Plate over Nickel
M		Electroless Nickel
N		Olive Drab over Cadmium Plate over Nickel
NC		Zinc-Cobalt, Olive Drab
NF		Olive Drab over Cadmium Plate over Electroless Nickel (500 Hour Salt Spray)
T		Bright Dip Cadmium Plate over Nickel
Z1	300 Series SST	Passivate

Table IV: Dash No./Dimensions			
Dash No.	Conduit I.D.		Ø J Max
	Min	Max	
06	.181 (4.6)	.188 (4.8)	1.09 (27.7)
09	.273 (6.9)	.281 (7.1)	1.16 (29.5)
10	.306 (7.8)	.312 (7.9)	1.22 (31.0)
12	.359 (9.1)	.375 (9.5)	1.28 (32.5)
14	.427 (10.8)	.437 (11.1)	1.34 (34.0)
16	.480 (12.2)	.500 (12.7)	1.41 (35.8)
20	.603 (15.3)	.625 (15.9)	1.53 (38.9)
24	.725 (18.4)	.750 (19.1)	1.66 (42.2)
28	.860 (21.8)	.875 (22.2)	1.78 (45.2)
32	.970 (24.6)	1.000 (25.4)	1.91 (48.5)
40	1.205 (30.6)	1.250 (31.8)	2.28 (57.9)
48	1.437 (36.5)	1.500 (38.1)	2.59 (65.8)
56	1.688 (42.9)	1.750 (44.5)	2.91 (73.9)
64	1.937 (49.2)	2.000 (50.8)	3.03 (77.0)

