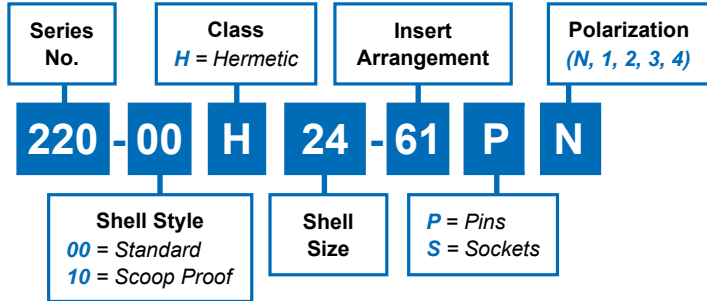




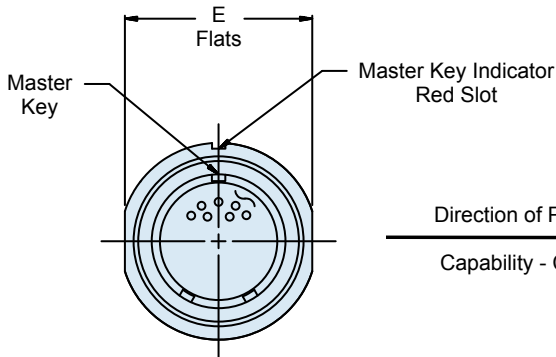
## 220-00 and 220-10 Front Mounted Bulkhead Receptacle Connector

### How To Order

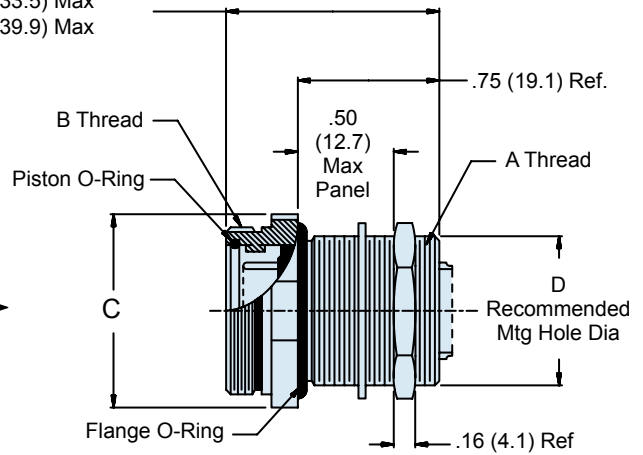


H

**220-00:** 1.32 (33.5) Max  
**220-10:** 1.57 (39.9) Max



Direction of Pressure  
Capability - Class H



#### APPLICATION NOTES

1. Prior to use, lubricate O-rings with high grade silicone lubricant (Moly-kote M55 or equivalent).
2. Hermeticity rating: less than  $1 \times 10^{-6}$  cc helium per second.
3. Open face pressure rating: 1000 to 5000 psi

Metric dimensions (mm) are indicated in parentheses

# 220-00 and 220-10 Front Mounted Bulkhead Receptacle Connector



Dimensions							
Shell Size	A Thread Class 2A	B Thread Class 2A	Ø C Max		D		E Flats
					±.005	±(0.1)	
10	5/8 - 24 UNEF	.750 - .1P - .1L	1.03	(26.2)	.635	(16.1)	.875 (22.2)
12	3/4 - 20 UNEF	.875 - .1P - .1L	1.16	(29.5)	.760	(19.3)	1.000 (25.4)
14	7/8 - 20 UNEF	1.000 - .1P - .1L	1.28	(32.5)	.885	(22.5)	1.125 (28.6)
16	1 - 20 UNEF	1.125 - .1P - .1L	1.41	(35.8)	1.010	(25.7)	1.250 (31.8)
18	1 1/8 - 16 UN	1.250 - .1P - .1L	1.66	(42.2)	1.135	(28.8)	1.500 (38.1)
20	1 1/4 - 16 UN	1.375 - .1P - .1L	1.78	(45.2)	1.260	(32.0)	1.625 (41.3)
22	1 3/8 - 16 UN	1.500 - .1P - .1L	1.91	(48.5)	1.385	(35.2)	1.750 (44.5)
24	1 1/2 - 16 UN	1.625 - .1P - .1L	2.03	(51.6)	1.510	(38.4)	1.875 (47.6)



Recommended Jam Nut Installation Torque Values		
Shell Size	Torque ± 5%	
	Inch - Lbs.	Newton - Meters
10	95	10.73
12	110	12.43
14	140	15.82
16	170	19.21
18	195	22.03
20	215	24.29
22	235	26.55
24	260	29.38

Replacement O-Ring Part Numbers*		
Shell Size	Piston O-Ring	Flange O-Ring
10	2-014	2-017
12	2-016	2-019
14	2-018	2-021
16	2-020	2-023
18	2-022	2-025
20	2-024	2-027
22	2-026	2-029
24	2-028	2-030

\*Parker O-Ring Part Numbers. Compound N674-70 Or Equivalent

Metric dimensions (mm) are indicated in parentheses