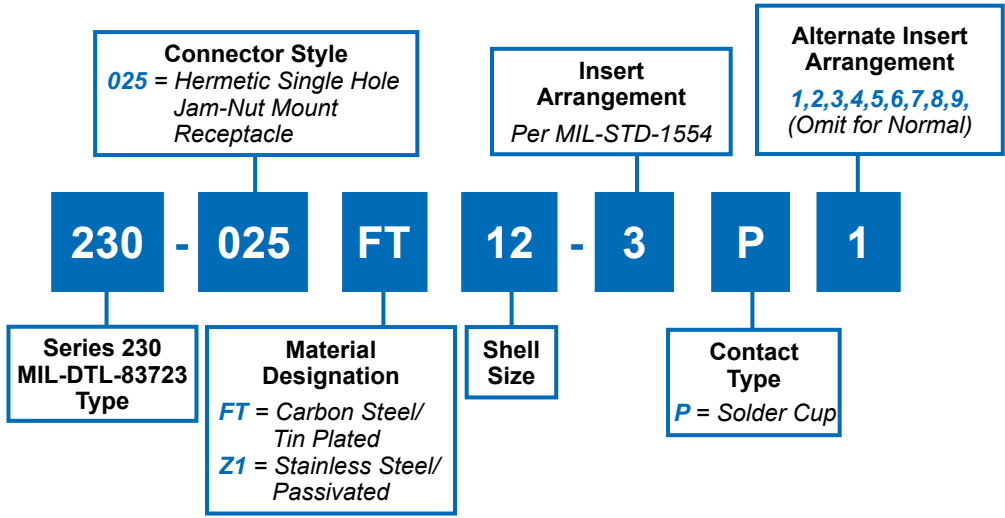
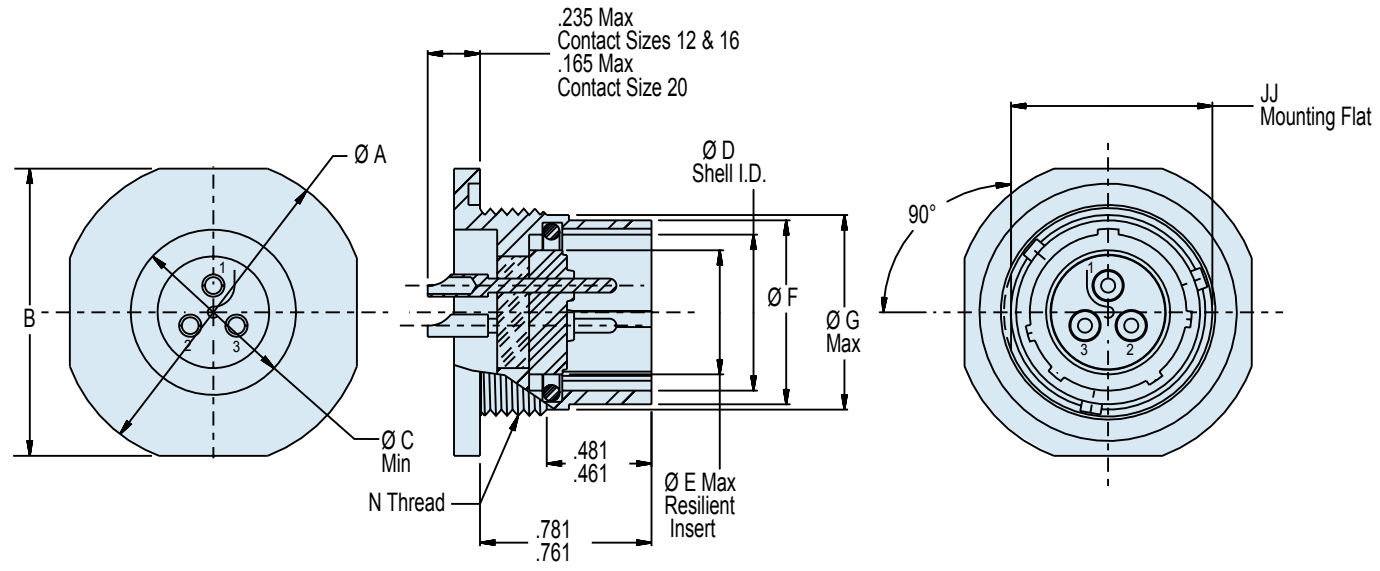




**230-025**  
**MIL-DTL-83723/81 Series III Type Hermetic**  
**Bayonet Coupling Jam-Nut Mount Receptacle**  
**with Solder Cup Terminals**



**E**



**APPLICATION NOTES**

- |   |  |
|---|--|
| <ol style="list-style-type: none"> <li>1. To be identified with manufacturer's name, part number and date code, space permitting.</li> <li>2. Material/Finish:<br/>                     Shell* and Jam-Nut:<br/>                         Z1 - Stainless steel/passivated.<br/>                         FT - Carbon steel/tin plated.<br/>                     Contacts - 52 Nickel alloy/gold plated.<br/>                     Bayonets - Stainless steel/passivated.<br/>                     Seals - Silicone elastomer/N.A.<br/>                     Insulation - Glass/N.A.</li> <li>3. Glenair 230-025 will mate with any QPL MIL-DTL-83723/75 &amp; 77 Series III bayonet coupling plug of same size, keyway, and insert polarization.</li> </ol> | <ol style="list-style-type: none"> <li>4. Performance:<br/>                     Hermeticity &lt;math&gt;1 \times 10^{-7}&lt;/math&gt; cc He/sec @ 1 atmosphere differential.<br/>                     Dielectric withstanding voltage - Consult factory or MIL-STD-1554.<br/>                     Insulation resistance - 5000 MegOhms min @ 500VDC.</li> <li>5. Consult factory and/or MIL-STD-1554 for arrangement, keyway, and insert position options.</li> <li>6. Metric Dimensions (mm) are indicated in parentheses.</li> </ol> |
|---|--|

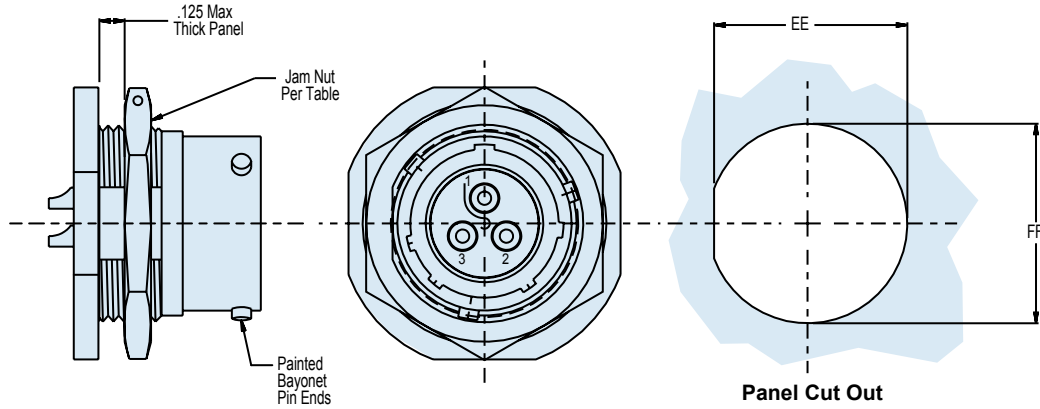
\* Additional shell materials available, including titanium and Inconel®. Consult factory for ordering information.

230-025

MIL-DTL-83723/81 Series III Type Hermetic Bayonet Coupling Jam-Nut Mount Receptacle with Solder Cup Terminals



MIL-DTL-83723  
Type



E

HERMETIC LEAK RATE MOD CODES	
Designator	Required Leak Rate
-585A	1 x 10 <sup>-10</sup> cc Helium per second
-585B	1 x 10 <sup>-9</sup> cc Helium per second
-585C	1 x 10 <sup>-8</sup> cc Helium per second

TABLE I: CONNECTOR AND CUT-OUT DIMENSIONS

Shell Size	A Dia Max	B	C Dia Min	D Dia Shell I.D.	E Dia Resilient Insert	F Dia	G Dia Max	N Thread	JJ Mounting Flat	Panel Cut-Out EE +.000 -.002 (.05)	Panel Cut-Out FF DIA ±.005 (0.1)	Jam Nut MS3186
8	1.068 (27.1)	.979 (24.9)	.493 (12.5)	.433/.428 (11.0/10.9)	.312 (7.9)	.536/.531 (13.6/13.5)	.561 (14.2)	.625-20 UN-2A	.596/.590 (15.1/15.0)	.605 (15.4)	.635 (16.1)	-105
10	1.192 (30.3)	1.104 (28.0)	.555 (14.1)	.535/.530 (13.6/13.5)	.388 (9.9)	.659/.654 (16.7/16.6)	.696 (17.7)	.750-20 UNEF-2A	.721/.715 (18.3/18.2)	.730 (18.5)	.760 (19.3)	-107
12	1.380 (35.1)	1.291 (32.8)	.743 (18.9)	.705/.700 (17.9/17.8)	.558 (14.2)	.829/.824 (21.1/20.9)	.875 (22.2)	.937-20 UNEF-2A	.908/.902 (23.1/22.9)	.917 (23.3)	.947 (24.1)	-110
14	1.505 (38.2)	1.391 (35.3)	.805 (20.4)	.774/.769 (19.7/19.5)	.627 (15.9)	.898/.893 (22.8/22.7)	.935 (23.7)	1.000-20 UNEF-2A	.971/.965 (24.7/24.5)	.980 (24.9)	1.010 (25.7)	-111
16	1.630 (41.4)	1.516 (38.5)	.931 (23.6)	.901/.896 (22.9/22.8)	.772 (19.6)	1.025/1.020 (26.0/25.9)	1.062 (27.0)	1.125-20 UNEF-2A	1.096/1.090 (27.8/27.7)	1.105 (28.1)	1.135 (32.1)	-112
18	1.765 (44.8)	1.641 (41.7)	1.055 (26.8)	1.007/1.002 (25.6/25.5)	.860 (21.8)	1.131/1.126 (28.7/28.6)	1.187 (30.1)	1.250-18 UNEF-2A	1.220/1.214 (31.0/30.8)	1.229 (31.2)	1.260 (32.0)	-116
20	1.860 (47.2)	1.766 (44.9)	1.243 (31.6)	1.132/1.125 (28.8/28.6)	.985 (25.0)	1.256/1.251 (31.9/31.8)	1.312 (33.3)	1.375-18 UNEF-2A	1.345/1.339 (34.2/34.0)	1.354 (34.4)	1.385 (35.2)	-117
22	2.068 (52.5)	1.954 (49.6)	1.305 (33.1)	1.257/1.252 (31.9/31.8)	1.110 (28.2)	1.381/1.376 (35.1/35.0)	1.437 (36.5)	1.500-18 UNEF-2A	1.470/1.464 (37.3/37.2)	1.479 (37.6)	1.510 (38.4)	-120
24	2.160 (54.9)	2.079 (52.8)	1.493 (37.9)	1.382/1.377 (35.1/35.0)	1.235 (31.4)	1.506/1.501 (38.3/38.1)	1.562 (39.7)	1.625-18 UNEF-2A	1.595/1.589 (40.5/40.4)	1.604 (40.7)	1.635 (41.5)	-121