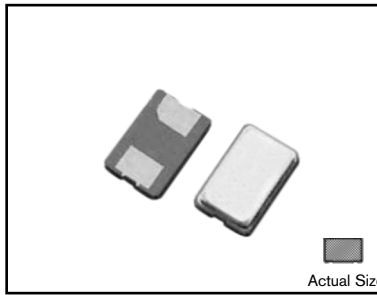


# FMXMC3S2 SERIES

Microprocessor Crystals

CERAMIC SMD 5x3.2



- Surface Mount Ceramic Pkg.
- Micro 5 x 3.2, 2-Pad / Ultra Thin
- High Reliability
- Tight Stability

## SPECIFICATIONS

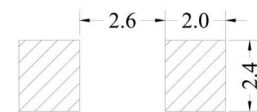
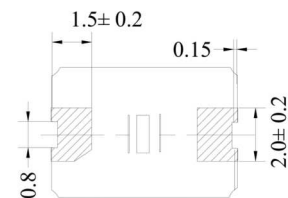
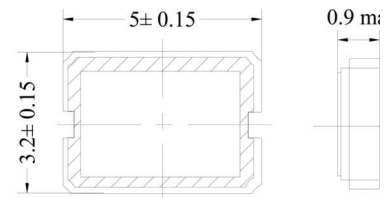
Issue 2 - 07252012



Parameter	Specification
Frequency Range	8.00 - 150.00 MHz
Operation Mode	See Operation Mode and ESR Table
Load Capacitance (CL)	18 pF Std., 6 - 60 pF and Series available
Frequency Tolerance	±30 ppm @ 25°C Std. (See Cal. Tol. for Options)
Temperature Tolerance	±50 ppm Std. (See Temp. Tol. for Options)
Operating Temperature	0 to +70°C Std. (See Temp. Range for Options)
Storage Temperature	-40 to +85°C / -55 to +125°C
Equivalent Series Resistance (ESR)	See Operation Mode and ESR Table
Shunt Capacitance (C0)	7 pF max.
Drive Level	10 µW typical, 300 µW max
Aging @ 25°C	±5 ppm per year max.
Insulation Resistance	500MΩ min. at 100V <sub>DC</sub> ±15V
Reflow Conditions	260°C ±10°C for 10sec max., 2 reflows max.

All specifications subject to change without notice.

5 x 3.2 CERAMIC SMD



Recommended Solder Pad Layout

### OPERATION MODE AND ESR TABLE

Frequency (MHz)	Mode	Max. ESR (Ohms)
8.00 - 10.00	Fundamental	100
10.01 - 12.00	Fundamental	80
12.01 - 20.00	Fundamental	60
20.01 - 50.00	Fundamental	40
40.00 - 150.00	3rd Overtone	80

### STANDARD MARKING



XXX.XXXM FREQUENCY in MHz  
FMI, Date Code

NOTE: Standard Specifications for product indicated in **color**

Dimensions: millimeters

## PART DESCRIPTION SYSTEM

FMXM C3S2 1 18 H J A - XX.XXXXXXM - CM

