



GS1GF SERIES

SURFACE MOUNT RECTIFIER

VOLTAGE 400-1000 Volts **CURRENT** 1 Ampere

FEATURES

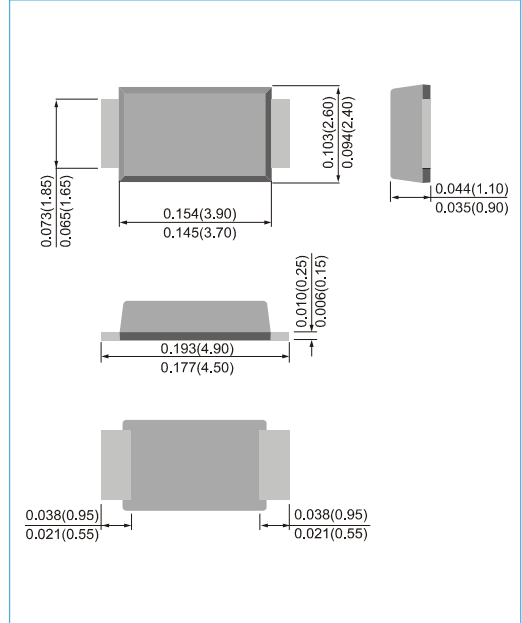
- For surface mounted applications
- Low profile package
- Built-in strain relief
- Easy pick and place
- Plastic package has Underwriters Laboratory Flammability Classification 94V-0
- Low Forward Drop
- High temperature soldering : 260°C/10 seconds at terminals
- Glass Passivated Chip Junction
- Lead free in comply with EU RoHS 2002/95/EC directives.
- Green molding compound as per IEC61249 Std. . (Halogen Free)

MECHANICAL DATA

- Case: SMAF molded plastic
- Terminals: Solder plated, solderable per MIL-STD-750, Method 2026
- Polarity : Color band denotes cathode end



SMAF Unit : inch(mm)



MAXIMUM RATINGS AND ELECTRICAL CHARACTERISTICS (T_A=25°C unless otherwise noted)

PARAMETER	SYMBOL	GS1GF	GS1JF	GS1KF	GS1MF	UNITS
Recurrent Peak Reverse Voltage	V _{RRM}	400	600	800	1000	V
RMS Voltage	V _{RMS}	280	420	560	700	V
DC Blocking Voltage	V _R	400	600	800	1000	V
Average Forward Current	I _{F(AV)}	1.0				A
Peak Forward Surge Current : 8.3ms single half sine-wave superimposed on rated load(JEDEC method)	I _{FSM}	30				A
Forward Voltage at 1.0A	V _F	1.1				V
DC Reverse Current at Rated DC Blocking Voltage	I _R	1.0				μA
Typical Junction capacitance	C _J	7				pF
Typical Thermal Resistance ,Junction to Lead (Note 1) Junction to Ambient (Note 1)	R _{θJL} R _{θJA}	20 83				°C / W
Operating Junction Temperature and Storage Temperature Range	T _J , T _{STG}	-55 to +150				°C

NOTES :

1. Mounted on 48cm² FR-4 PCB.



GS1GF SERIES

RATING AND CHARACTERISTIC CURVES

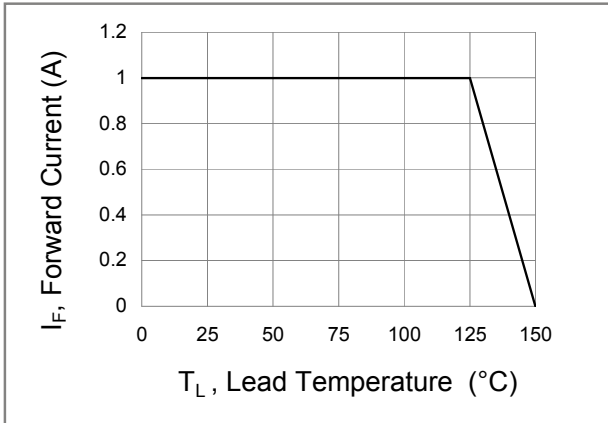


Fig.1 Forward Current Derating Curve

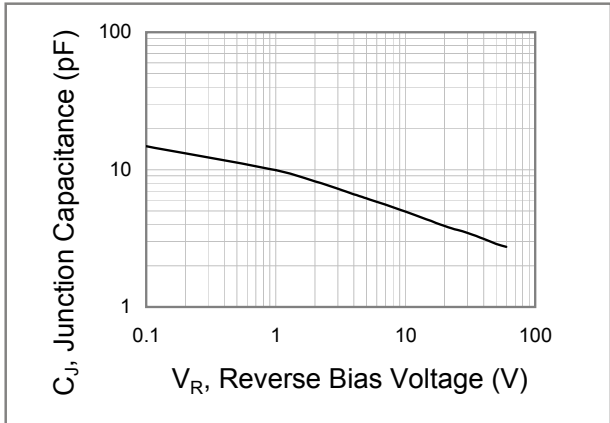


Fig.2 Typical Junction Capacitance

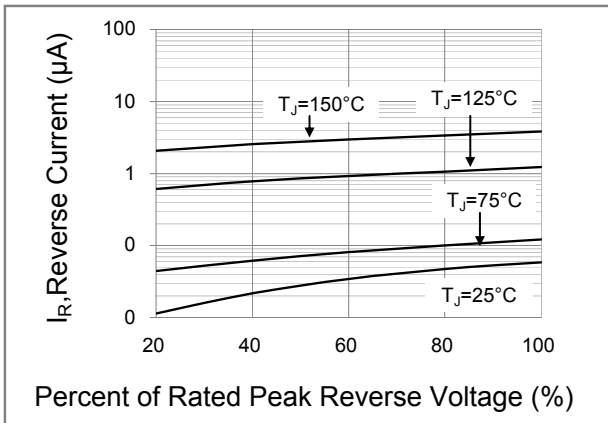


Fig.3 Typical Reverse Characteristics

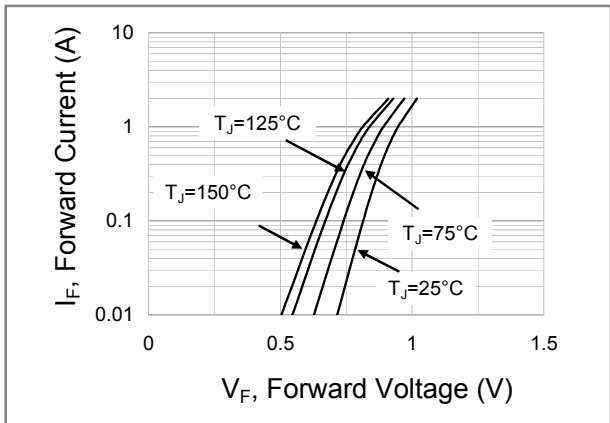
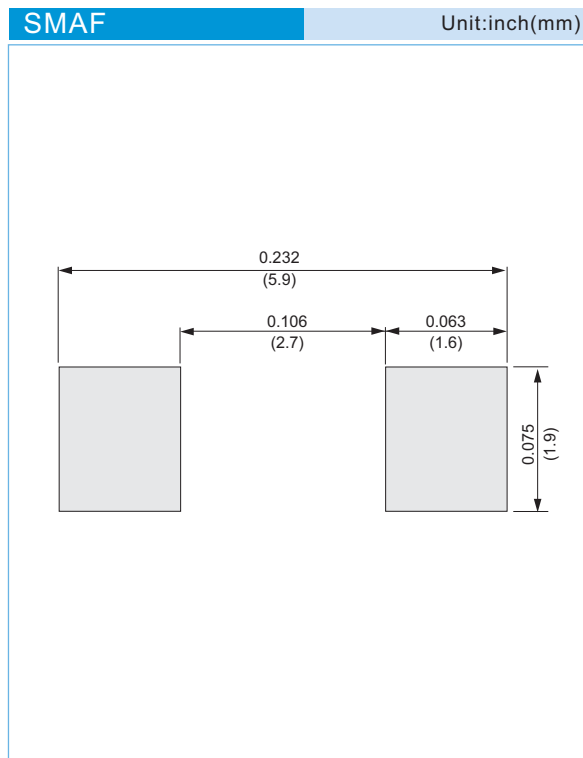


Fig.4 Typical Forward Characteristics



GS1GF SERIES

MOUNTING PAD LAYOUT



ORDER INFORMATION

- Packing information
T/R - 10K per 13" plastic Reel

LEGAL STATEMENT

Copyright PanJit International, Inc 2012

The information presented in this document is believed to be accurate and reliable. The specifications and information herein are subject to change without notice. Pan Jit makes no warranty, representation or guarantee regarding the suitability of its products for any particular purpose. Pan Jit products are not authorized for use in life support devices or systems. Pan Jit does not convey any license under its patent rights or rights of others.

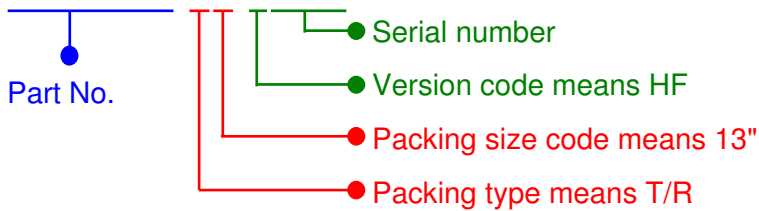


GS1GF SERIES

Part No_packing code_Version

For example :

RB500V-40_R2_00001



Packing Code XX				Version Code XXXXX		
Packing type	1st Code	Packing size code	2nd Code	HF or RoHS	1st Code	2nd~5th Code
T/B	A	N/A	0	HF	0	serial number
T/R	R	7"	1	RoHS	1	serial number
B/P	B	13"	2			
T/P	T	26mm	X			
TRR	S	52mm	Y			
TRL	L	PBCU	U			
FORMING	F	PBCD	D			