

SB2045LFCT

DUAL HIGH-VOLTAGE SCHOTTKY RECTIFIER

VOLTAGE 45 Volts **CURRENT** 20 Amperes

ITO-220AB

Unit: inch (mm)

FEATURES

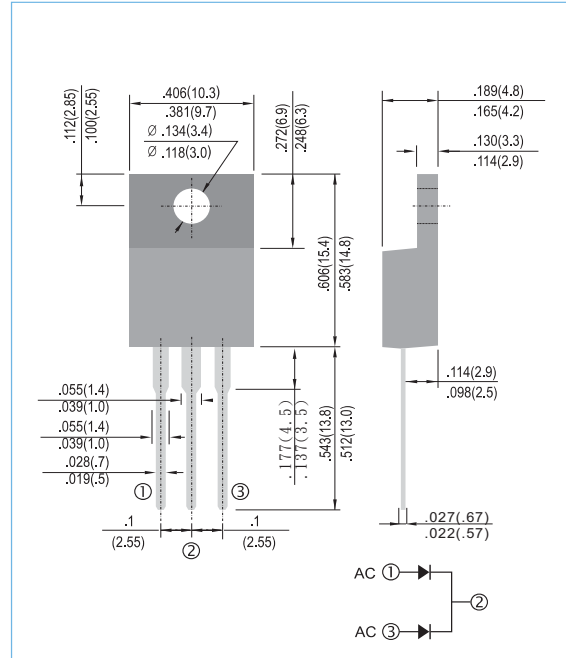
- Low forward voltage drop, low power losses
- High efficiency operation
- Lead free in comply with EU RoHS 2002/95/EC directives

MECHANICAL DATA

Case : ITO-220AB, Plastic

Terminals : Solderable per MIL-STD-750, Method 2026

Weight: 0.055 ounces, 1.5615 grams



MAXIMUM RATINGS($T_A=25^{\circ}\text{C}$ unless otherwise noted)

PARAMETER	SYMBOL	VALUE	UNIT
Maximum repetitive peak reverse voltage	V_{RRM}	45	V
Maximum average forward rectified current	$I_{F(AV)}$	20 10	A
Peak forward surge current 8.3ms single half sine-wave superimposed on rated load per diode	I_{FSM}	145	A
Typical thermal resistance	$R_{\theta JC}$	4.5	$^{\circ}\text{C} / \text{W}$
Operating junction	T_J	-55 to + 125	$^{\circ}\text{C}$
Storage temperature range	T_{STG}	-55 to + 150	$^{\circ}\text{C}$

ELECTRICAL CHARACTERISTICS($T_A=25^{\circ}\text{C}$ unless otherwise noted)

PARAMETER	SYMBOL	TEST CONDITIONS	MIN.	TYP.	MAX.	UNIT
Breakdown voltage	V_{BR}	$I_R=1\text{mA}$	50	-	-	V
Instantaneous forward voltage per diode ⁽¹⁾	V_F	$I_F=5\text{A}$ $I_F=10\text{A}$ $T_J=25^{\circ}\text{C}$	-	0.42 0.46	0.46 0.52	V
Reverse current per diode ⁽²⁾	I_R	$V_R=45\text{V}$ $T_J=25^{\circ}\text{C}$ $T_J=100^{\circ}\text{C}$	-	100 -	500 100	μA mA

Note.1.Pulse test : 300 μs pulse width, 1% duty cycle

2.Pulse test : pulse width $\leq 40\text{ms}$

SB2045LFCT

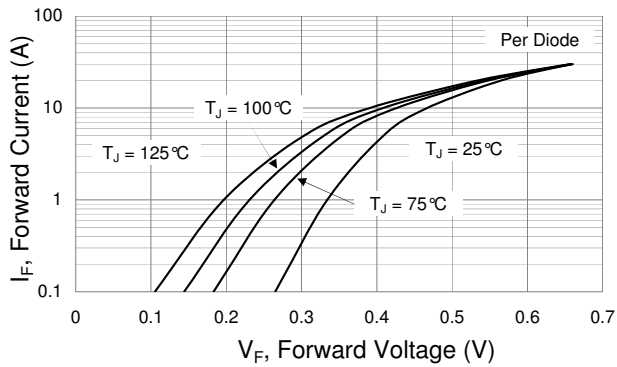


Fig.1 Typical Forward Characteristics

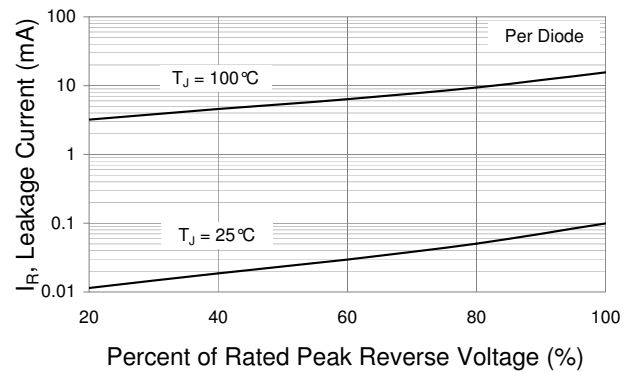


Fig.2 Typical Reverse Characteristics

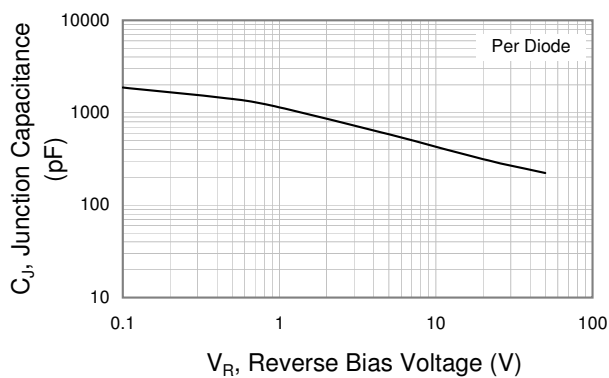


Fig.3 Typical Junction Capacitance

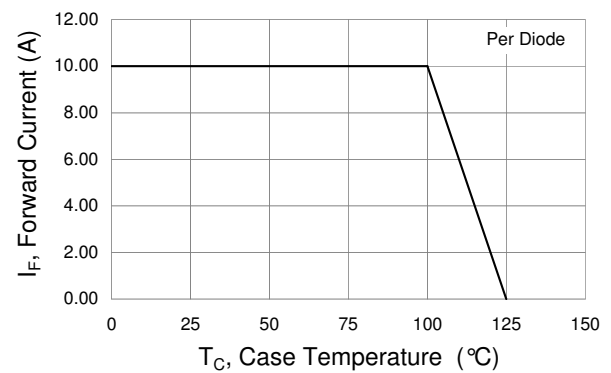


Fig.4 Forward Current Derating Curve

SB2045LFCT

Part No_packing code_Version

SB2045LFCT_T0_00001

SB2045LFCT_T0_10001

For example :

RB500V-40 R2 00001

Part No.

Serial number

Version code means HF

Packing size code means 13"

Packing type means T/R

Packing Code XX				Version Code XXXXX		
Packing type	1 st Code	Packing size code	2 nd Code	HF or RoHS	1 st Code	2 nd ~5 th Code
Tape and Ammunition Box (T/B)	A	N/A	0	HF	0	serial number
Tape and Reel (T/R)	R	7"	1	RoHS	1	serial number
Bulk Packing (B/P)	B	13"	2			
Tube Packing (T/P)	T	26mm	X			
Tape and Reel (Right Oriented) (TRR)	S	52mm	Y			
Tape and Reel (Left Oriented) (TRL)	L	PANASERT T/B CATHODE UP (PBCU)	U			
FORMING	F	PANASERT T/B CATHODE DOWN (PBCD)	D			



SB2045LFCT

Disclaimer

- Reproducing and modifying information of the document is prohibited without permission from Panjit International Inc..
- Panjit International Inc. reserves the rights to make changes of the content herein the document anytime without notification. Please refer to our website for the latest document.
- Panjit International Inc. disclaims any and all liability arising out of the application or use of any product including damages incidentally and consequentially occurred.
- Panjit International Inc. does not assume any and all implied warranties, including warranties of fitness for particular purpose, non-infringement and merchantability.
- Applications shown on the herein document are examples of standard use and operation. Customers are responsible in comprehending the suitable use in particular applications. Panjit International Inc. makes no representation or warranty that such applications will be suitable for the specified use without further testing or modification.
- The products shown herein are not designed and authorized for equipments requiring high level of reliability or relating to human life and for any applications concerning life-saving or life-sustaining, such as medical instruments, transportation equipment, aerospace machinery et cetera. Customers using or selling these products for use in such applications do so at their own risk and agree to fully indemnify Panjit International Inc. for any damages resulting from such improper use or sale.