

# BX38F SERIES

## SURFACE MOUNT SCHOTTKY BARRIER RECTIFIER

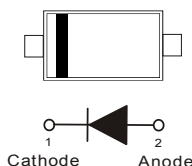
**VOLTAGE** 80-200 Volts **CURRENT** 3 Amperes

### FEATURES

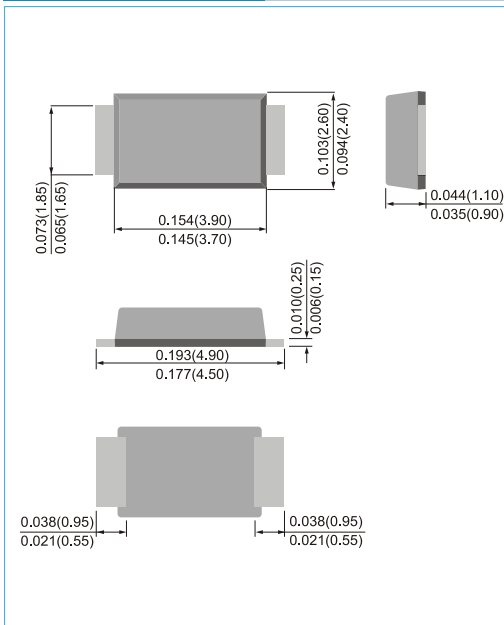
- For surface mounted applications
- Low profile package
- Built-in strain relief
- Low power loss, high efficiency
- Metal to silicon rectifier. majority carrier conduction
- High surge capacity
- Plastic package has Underwriters Laboratory Flammability Classification 94V-0
- For use in low voltage high frequency inverters, free wheeling, and polarity protection applications
- Lead free in comply with EU RoHS 2002/95/EC directives.
- Green molding compound as per IEC61249 Std. . (Halogen Free)

### MECHANICAL DATA

- Case: SMAF molded plastic
- Terminals: Solder plated, solderable per MIL-STD-750, Method 2026
- Polarity : Color band denotes cathode end
- Approx. Weight: 0.0011 ounces, 0.0328 grams



**SMAF** Unit : inch(mm)

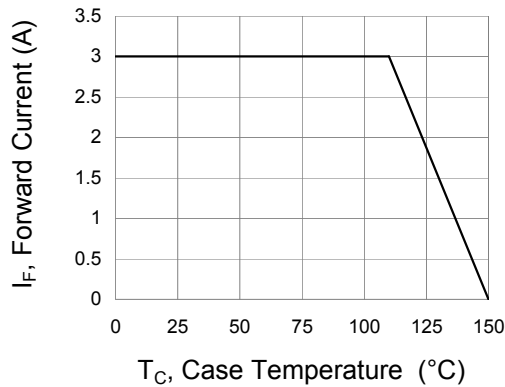


## MAXIMUM RATINGS AND ELECTRICAL CHARACTERISTICS (T<sub>A</sub>=25°C unless otherwise noted)

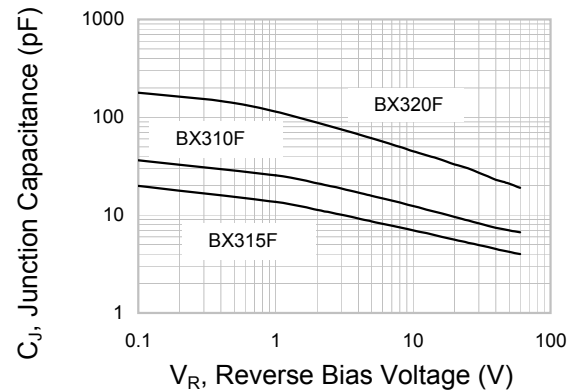
PARAMETER	SYMBOL	BX38F	BX39F	BX310F	BX315F	BX320F	UNITS
Recurrent Peak Reverse Voltage	V <sub>RRM</sub>	80	90	100	150	200	V
RMS Voltage	V <sub>RMS</sub>	56	63	70	105	140	V
DC Blocking Voltage	V <sub>R</sub>	80	90	100	150	200	V
Average Forward Current	I <sub>F(AV)</sub>	3					A
Peak Forward Surge Current : 8.3ms single half sine-wave superimposed on rated load (JEDEC method)	I <sub>FSM</sub>	80					A
Forward Voltage at 3A	V <sub>F</sub>	0.8			0.9		V
DC Reverse Current at Rated DC Blocking Voltage	I <sub>R</sub>	50					μA
Typical Junction Capacitance (V <sub>R</sub> =4V,f=1MHz)	C <sub>J</sub>	20			10	85	pF
Typical Thermal Resistance ,Junction to Ambient (Note 1) Junction to Lead (Note 2)	R <sub>θJA</sub> R <sub>θJL</sub>	150 20					°C / W
Operating Junction Temperature and Storage Temperature Range	T <sub>J</sub> ,T <sub>STG</sub>	-55 to +150					°C

NOTES : 1. Mounted on an FR4 PCB, single-sided copper, mini pad.  
2. Mounted on an FR4 PCB, single-sided copper, with 48cm<sup>2</sup> copper pad area

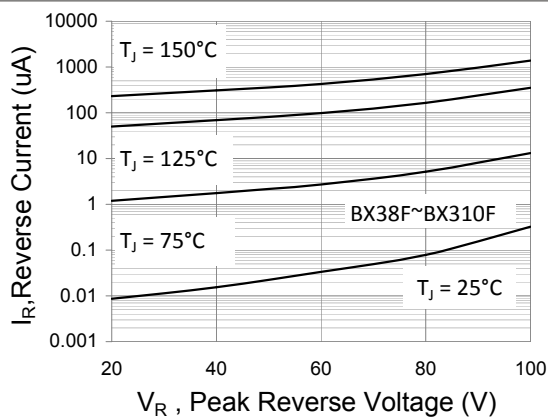
## BX38F SERIES



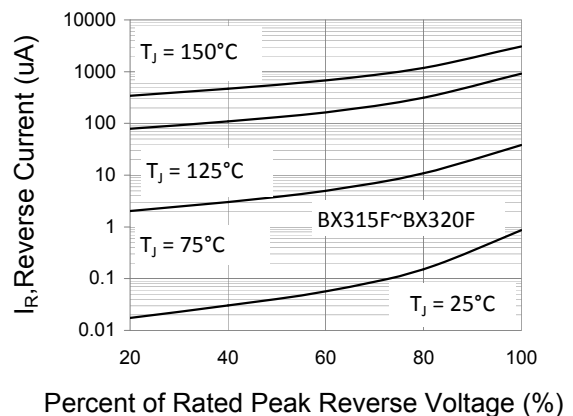
**Fig.1 Forward Current Derating Curve**



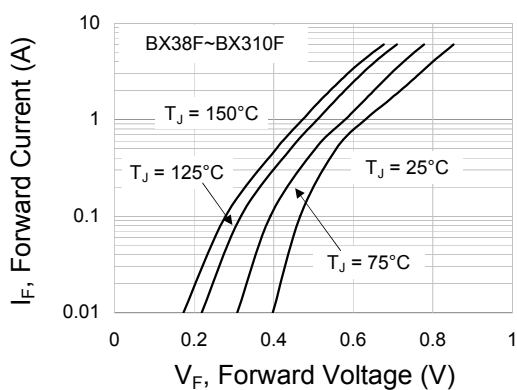
**Fig.2 Typical Junction Capacitance**



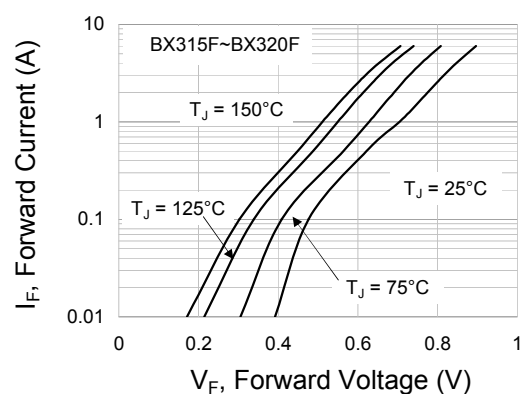
**Fig.3 Typical Reverse Characteristics**



**Fig.4 Typical Reverse Characteristics**



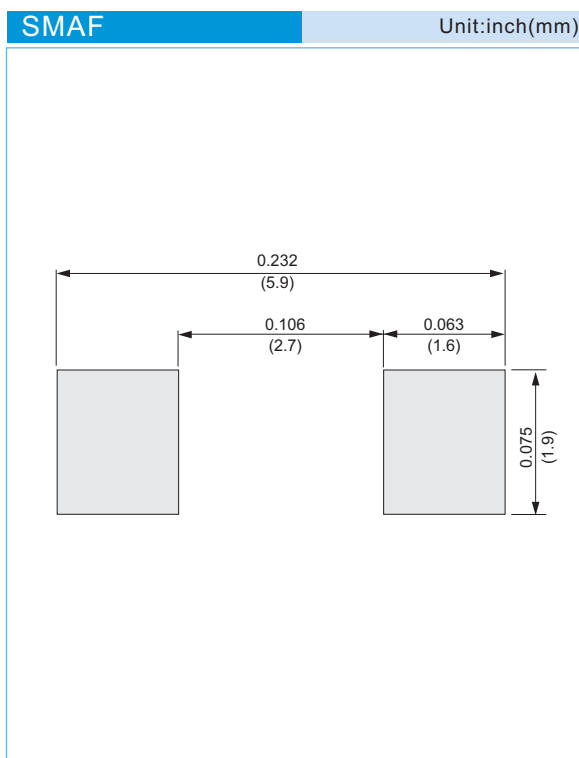
**Fig.5 Typical Forward Characteristics**



**Fig.6 Typical Forward Characteristics**

# BX38F SERIES

## MOUNTING PAD LAYOUT



## ORDER INFORMATION

- Packing information  
T/R - 10K per 13" plastic Reel

## LEGAL STATEMENT

### Copyright PanJit International, Inc 2012

The information presented in this document is believed to be accurate and reliable. The specifications and information herein are subject to change without notice. Pan Jit makes no warranty, representation or guarantee regarding the suitability of its products for any particular purpose. Pan Jit products are not authorized for use in life support devices or systems. Pan Jit does not convey any license under its patent rights or rights of others.



## BX38F SERIES

For example :

RB500V-40\_R2\_00001



Packing Code <b>XX</b>				Version Code <b>XXXXXX</b>		
Packing type	1 <sup>st</sup> Code	Packing size code	2 <sup>nd</sup> Code	HF or RoHS	1 <sup>st</sup> Code	2 <sup>nd</sup> ~5 <sup>th</sup> Code
T/B	<b>A</b>	N/A	<b>0</b>	HF	<b>0</b>	serial number
T/R	<b>R</b>	7"	<b>1</b>	RoHS	<b>1</b>	serial number
B/P	<b>B</b>	13"	<b>2</b>			
T/P	<b>T</b>	26mm	<b>X</b>			
TRR	<b>S</b>	52mm	<b>Y</b>			
TRL	<b>L</b>	PBCU	<b>U</b>			
FORMING	<b>F</b>	PBCD	<b>D</b>			

Part No\_packing code\_Version

BX38F\_R1\_00001

BX38F\_R2\_00001