

# PJESDZ5V6TS

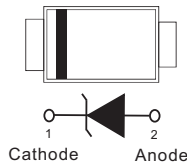
## PRODUCT FOR USE ONLY AS PROTECTION AGAINST ELECTROSTATIC DISCHARGE

### FEATURES

- This product is for protection against electrostatic discharge (ESD) only and is not intended for any other usage, including without limitation, the constant voltage diode application
- IEC 61000-4-2 ESD 30kV air, 30kV Contact Compliance
- In compliance with EU RoHS 2002/95/EC directives

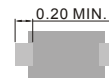
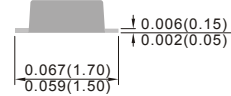
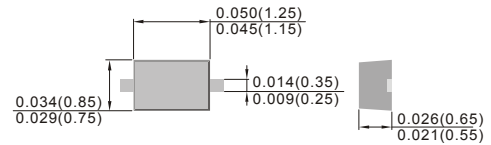
### MECHANICAL DATA

- Case: SOD-523, Molded Plastic
- Terminals: Solderable per MIL-STD-750, Method 2026
- Polarity: See circuit schematic below
- Approx. Weight: 0.00005 ounce, 0.0014 gram
- Mounting Position: Any
- Marking: 35



### SOD-523

Unit : inch(mm)



## ABSOLUTE MAXIMUM RATINGS (T<sub>A</sub>=25°C)

Characteristics	Symbol	Rating	Unit
Power Dissipation	P <sub>D</sub>	200	mW
Operating Junction and Storage Temperature Range	T <sub>J</sub> , T <sub>STG</sub>	-55 to 150	°C

## ELECTRAICAL CHARACTERISTICS(T<sub>A</sub>=25°C)

Characteristics	Symbol	Test Condition	Min.	Typ.	Max.	Unit
Zener voltage	V <sub>Z</sub>	I <sub>Z</sub> =5mA	5.3	5.6	6	V
Dynamic impedance	Z <sub>Z</sub>	I <sub>Z</sub> =5mA	--	--	30	Ω
Reverse current	I <sub>R</sub>	V <sub>R</sub> =3.5V	--	--	1.5	μA
Terminal capacitance (between cathode and anode)	C <sub>J</sub>	V <sub>R</sub> =0V, f=1.0MHz	--	50	--	pF

### NOTE:

Using continuously under heavy loads (e.g the application of high temperature/current/voltage and the significant change in temperature, etc.) may cause this product to decrease in the reliability significantly even if the operating condition (i.e. operating temperature/current/voltage, etc.) are within the absolute maximum ratings.

# PJESDZ5V6TS

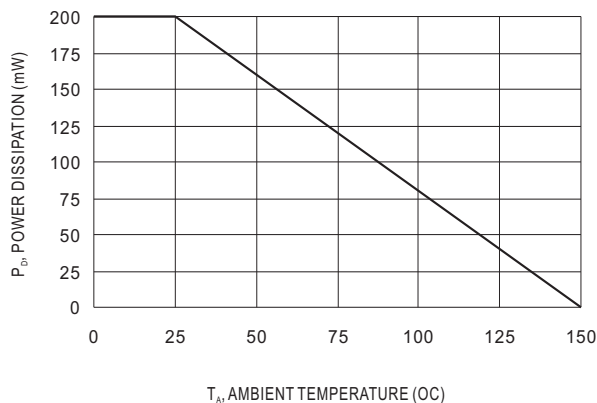


FIG.1 POWER DERATING CURVE

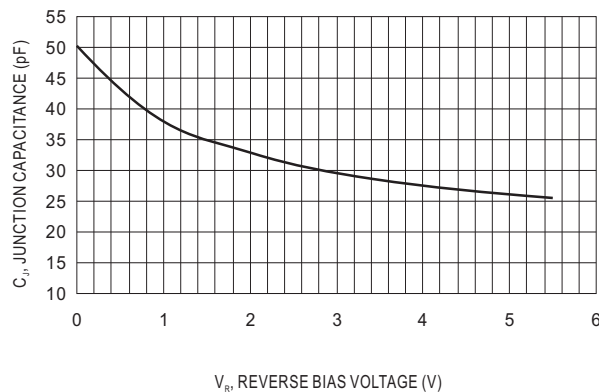


FIG.2 TYPICAL JUNCTION CAPACITANCE

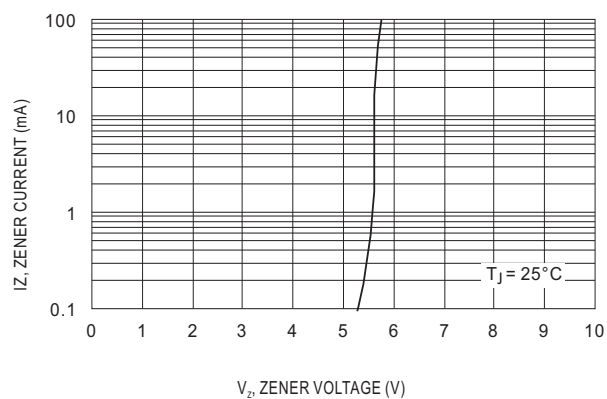


FIG.3 TYPICAL REVERSE CHARACTERISTICS

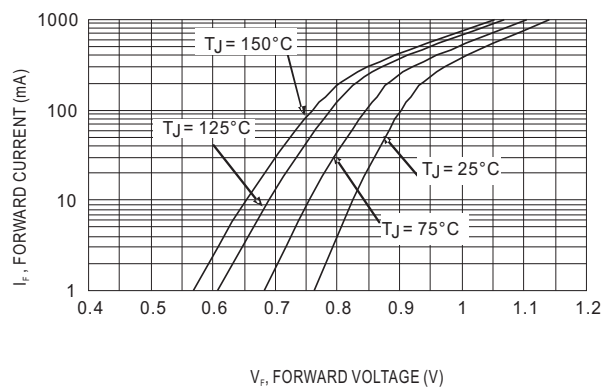
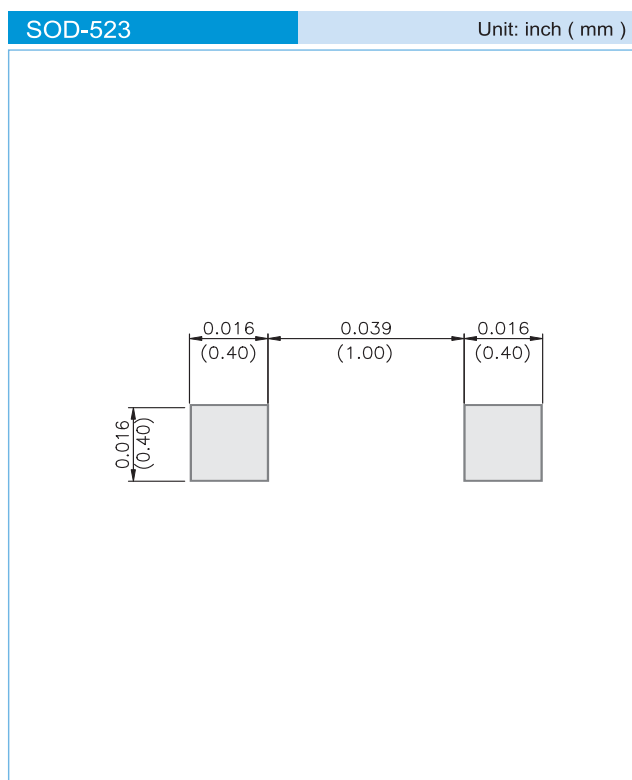


FIG.4 TYPICAL FORWARD CHARACTERISTICS

# PJESDZ5V6TS

## MOUNTING PAD LAYOUT



## ORDER INFORMATION

- Packing information
  - T/R - 12K per 13" plastic Reel
  - T/R - 5K per 7" plastic Reel

## LEGAL STATEMENT

### Copyright PanJit International, Inc 2011

The information presented in this document is believed to be accurate and reliable. The specifications and information herein are subject to change without notice. Pan Jit makes no warranty, representation or guarantee regarding the suitability of its products for any particular purpose. Pan Jit products are not authorized for use in life support devices or systems. Pan Jit does not convey any license under its patent rights or rights of others.