

MMBD701

SURFACE MOUNT SCHOTTKY DIODE

VOLTAGE 70 Volts **POWER** 180mWatts

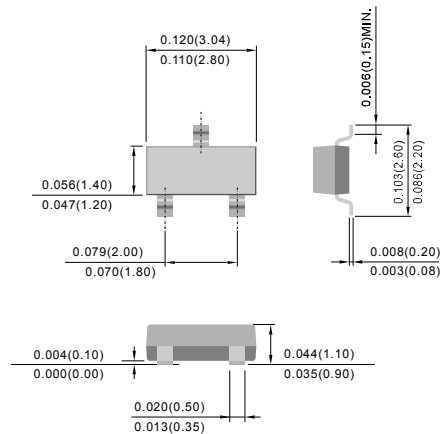
SOT-23 Unit: inch (mm)

FEATURES

- Extremely low minority carrier lifetime
- Low capacitance (0.4pF @ 20V typical)
- Low reverse leakage (30nA @ 35V typical)
- Surface mount package ideally suited for automatic insertion
- Lead free in comply with EU RoHS 2002/95/EC directives.
- Green molding compound as per IEC61249 Std. . (Halogen Free)

MECHANICAL DATA

- Case: SOT-23 plastic case.
- Terminals : Solderable per MIL-STD-750,Method 2026
- Weight: approximately 0.0084 gram



MAXIMUM RATINGS AND THERMAL CHARACTERISTICS

Parameter	Symbol	MMBD701	Units
Marking Code	-	701	-
Reverse Voltage	V_R	70	V
Peak Reverse Voltage	V_{RRM}	70	V
Maximum Forward Current	I_F	0.25	A
Power Dissipation (1)	P_{tot}	180	mW
Thermal Resistance , Junction to Ambient (1)	$R_{\theta JA}$	556	°C/W
Junction Temperature Range	T_J	-55 to +125	°C
Storage Temperature Range	T_{STG}	-55 to +150	°C

NOTE:

1. FR-4 Board = 70 X 60 X 1mm.

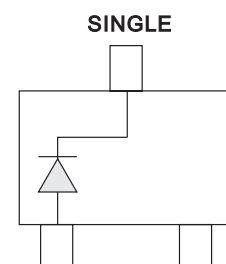


Fig.14

MMBD701

ELECTRICAL CHARACTERISTICS ($T_J=25^{\circ}\text{C}$ unless otherwise noted)

Parameter	Symbol	Test Condition	Min.	Typ.	Max.	Units
Reverse Breakdown Voltage	$V_{(BR)}$	$I_R=10\mu\text{A}$	70	-	-	V
Reverse Leakage Current	I_R	$V_R=35\text{V}$	-	-	0.2	μA
Forward Voltage	V_F	$I_F=1.0\text{mA}$	-	-	0.5	V
Forward Voltage	V_F	$I_F=10\text{mA}$	-	-	1.0	V
Total Capacitance	C_J	$V_R=20\text{V}, f=1.0\text{MHz}$	-	-	1.5	pF

ELECTRICAL CHARACTERISTICS CURVES

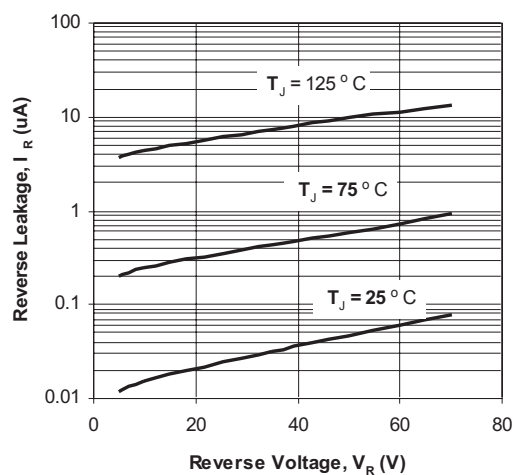


FIG. 1-Typical Reverse Leakage

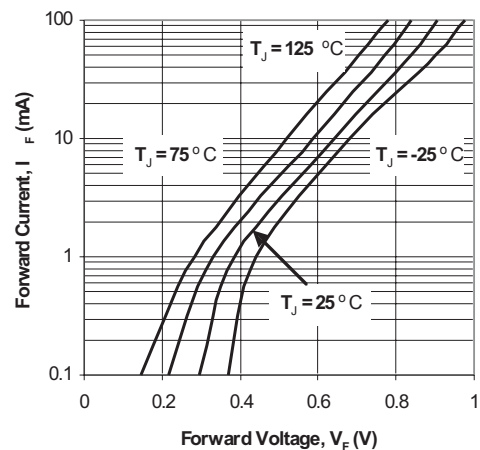


FIG. 2-Typical Forward Voltage

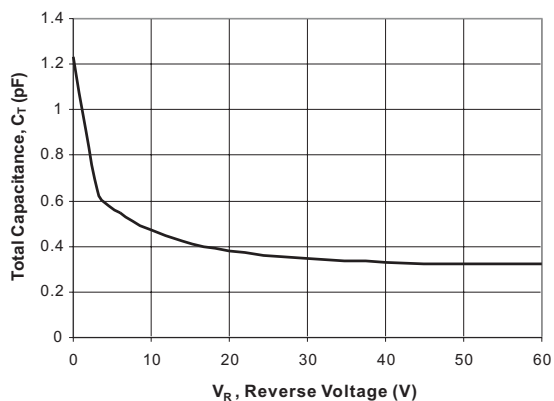


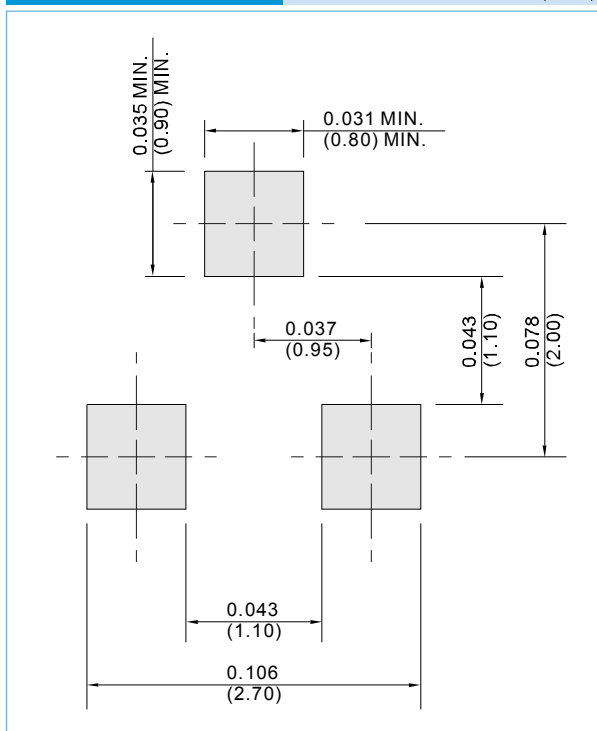
FIG. 3 TYPICAL TOTAL CAPACITANCE

MMBD701

MOUNTING PAD LAYOUT

SOT-23

Unit: inch (mm)



ORDER INFORMATION

- Packing information

T/R - 12K per 13" plastic Reel

T/R - 3K per 7" plastic Reel

MMBD701

Part No_packing code_Version

MMBD701_R1_00001

MMBD701_R2_00001

For example :

RB500V-40 - **R2** - **00001**

Part No.

Serial number

Version code means HF

Packing size code means 13"

Packing type means T/R

Packing Code XX				Version Code XXXXX		
Packing type	1 st Code	Packing size code	2 nd Code	HF or RoHS	1 st Code	2 nd ~5 th Code
Tape and Ammunition Box (T/B)	A	N/A	0	HF	0	serial number
Tape and Reel (T/R)	R	7"	1	RoHS	1	serial number
Bulk Packing (B/P)	B	13"	2			
Tube Packing (T/P)	T	26mm	X			
Tape and Reel (Right Oriented) (TRR)	S	52mm	Y			
Tape and Reel (Left Oriented) (TRL)	L	PANASERT T/B CATHODE UP (PBCU)	U			
FORMING	F	PANASERT T/B CATHODE DOWN (PBCD)	D			



MMBD701

Disclaimer

- Reproducing and modifying information of the document is prohibited without permission from Panjit International Inc..
- Panjit International Inc. reserves the rights to make changes of the content herein the document anytime without notification. Please refer to our website for the latest document.
- Panjit International Inc. disclaims any and all liability arising out of the application or use of any product including damages incidentally and consequentially occurred.
- Panjit International Inc. does not assume any and all implied warranties, including warranties of fitness for particular purpose, non-infringement and merchantability.
- Applications shown on the herein document are examples of standard use and operation. Customers are responsible in comprehending the suitable use in particular applications. Panjit International Inc. makes no representation or warranty that such applications will be suitable for the specified use without further testing or modification.
- The products shown herein are not designed and authorized for equipments requiring high level of reliability or relating to human life and for any applications concerning life-saving or life-sustaining, such as medical instruments, transportation equipment, aerospace machinery et cetera. Customers using or selling these products for use in such applications do so at their own risk and agree to fully indemnify Panjit International Inc. for any damages resulting from such improper use or sale.