

## Features

- Frequency Range: 5 MHz to 1000 MHz
- Nominal Coupling: 8.5dB
- Low Cost and RoHS Compliant
- Industry Standard SMT Package
- Available in Tape-and-Reel
- 75Ω Characteristic Impedance

## Product Description

The CPA-1001-708H coupler is designed for applications that require small, low cost, and highly reliable surface mount components. Applications may be found in broadband, wire-less and other communications systems. These units are built Lead-Free and RoHS compliant. S-Parameters are available on request.

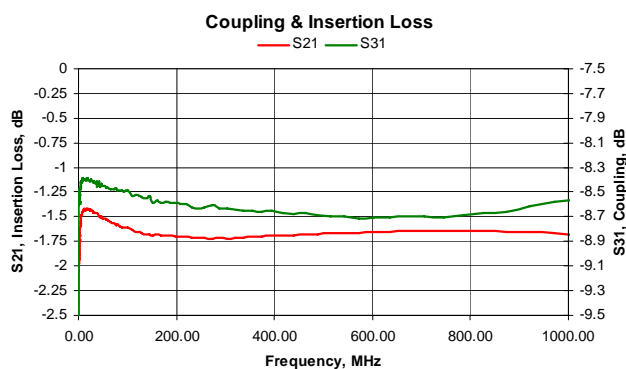
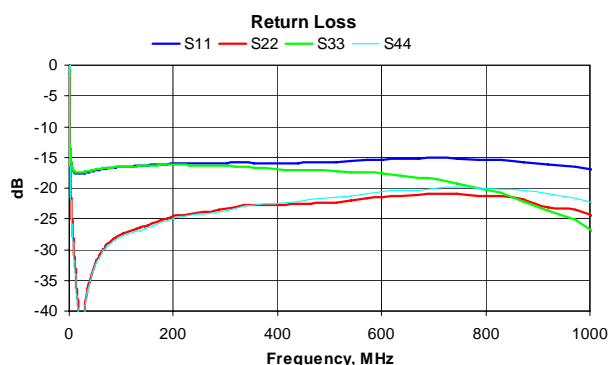
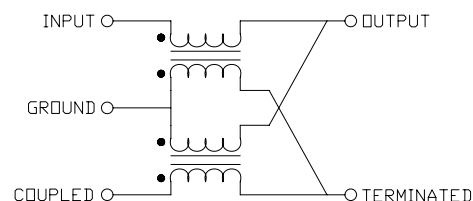


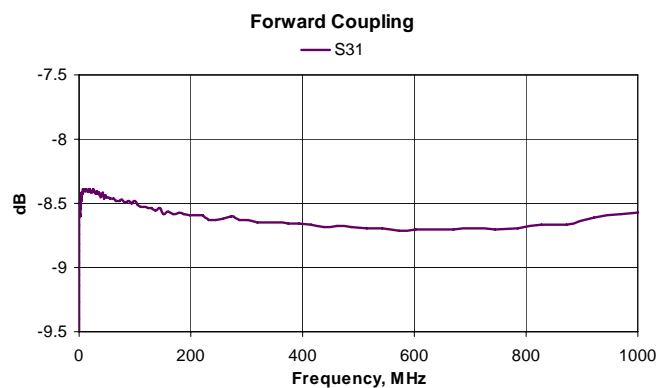
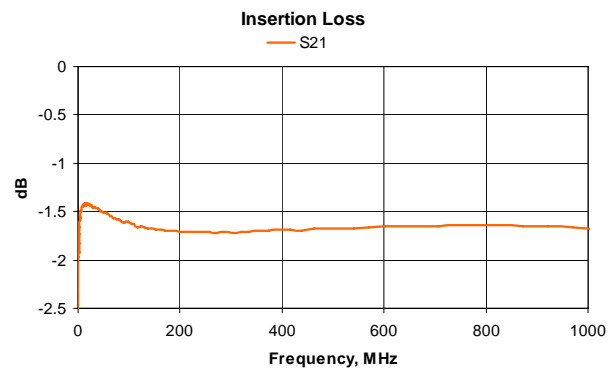
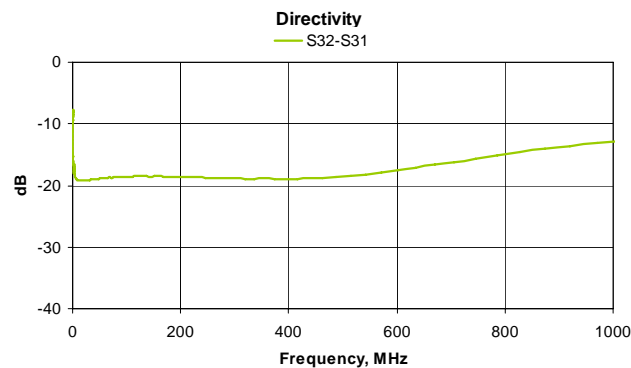
## Specifications

Parameter	Specification									Unit
	Min	Typ	Max	Min	Typ	Max	Min	Typ	Max	
Frequency Range	5		50	50		500	500		1000	MHz
Nominal Coupling	8.2	8.5	8.8	8.2	8.5	8.8	8.2	8.5	8.8	dB
Coupling Flatness	-0.5		+0.5	-0.5		+0.5	-0.5		+0.5	dB
Mainline Loss		1.2	1.3		1.7	1.8		1.8	2.0	dB
Directivity	20	23		15	20		12	15		dB
Return Loss	16	18		14	15		14	15		dB

Note: Typical values represent midband performance at T=25 °C.

## Schematic





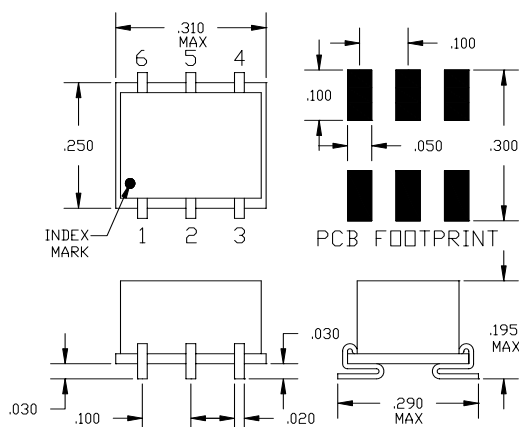
Pin Out

Pin	Name
1	Input
2, 5	Ground
3	Coupled
4	Terminated
6	Output

Absolute Maximum Ratings

Parameter	Rating	Unit
RF Power	+33	dBm
Operating Temperature	-40 to +85	° C
Storage Temperature	-55 to +120	° C

Package Drawing - S06



Exceeding any one or a combination of the Absolute Maximum Rating conditions may cause permanent damage to the device. Extended application of Absolute Maximum Rating conditions to the device may reduce device reliability. Specified typical performance or functional operation of the device under Absolute Maximum Rating conditions is not implied.

RoHS status based on EUDirective2002/95/EC (at time of this document revision).

The information in this publication is believed to be accurate and reliable. However, no responsibility is assumed by RF Micro Devices, Inc. ("RFMD") for its use, nor for any infringement of patents, or other rights of third parties, resulting from its use. No license is granted by implication or otherwise under any patent or patent rights of RFMD. RFMD reserves the right to change component circuitry, recommended application circuitry and specifications at any time without prior notice.