
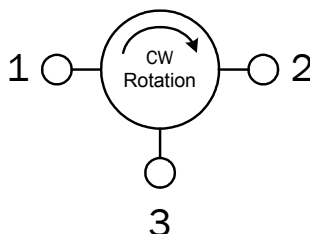


Package: Drop-in, 0.75in x 0.75in



Features

- Typical Insertion Loss Less than 0.22dB
- -70dBc IMD Max
- Isolation Greater than 23dB
- Industry Standard 0.75inch x 0.75 Inch Drop-in Package



Functional Block Diagram

Product Description

The RFCR2401 is a small profile, low cost drop-in circulator designed for various wireless applications. The circulator features a robust construction for high reliability, low insertion loss, excellent IMD (Inter-Modulation Distortion) performance, and magnetically shielded. The circulator is RoHS compliant.

The RFCR2401 circulator is CW (Clockwise) rotation.

Ordering Information

RFCR2401 1600MHz to 1650MHz Drop-In Circulator
RFCR2401PCBA-41X Fully Assembled Evaluation Board

Optimum Technology Matching® Applied

- | | | | |
|--------------------------------------|--------------------------------------|-------------------------------------|------------------------------------|
| <input type="checkbox"/> GaAs HBT | <input type="checkbox"/> SiGe BiCMOS | <input type="checkbox"/> GaAs pHEMT | <input type="checkbox"/> GaN HEMT |
| <input type="checkbox"/> GaAs MESFET | <input type="checkbox"/> Si BiCMOS | <input type="checkbox"/> Si CMOS | <input type="checkbox"/> BiFET HBT |
| <input type="checkbox"/> InGaP HBT | <input type="checkbox"/> SiGe HBT | <input type="checkbox"/> Si BJT | <input type="checkbox"/> LDMOS |

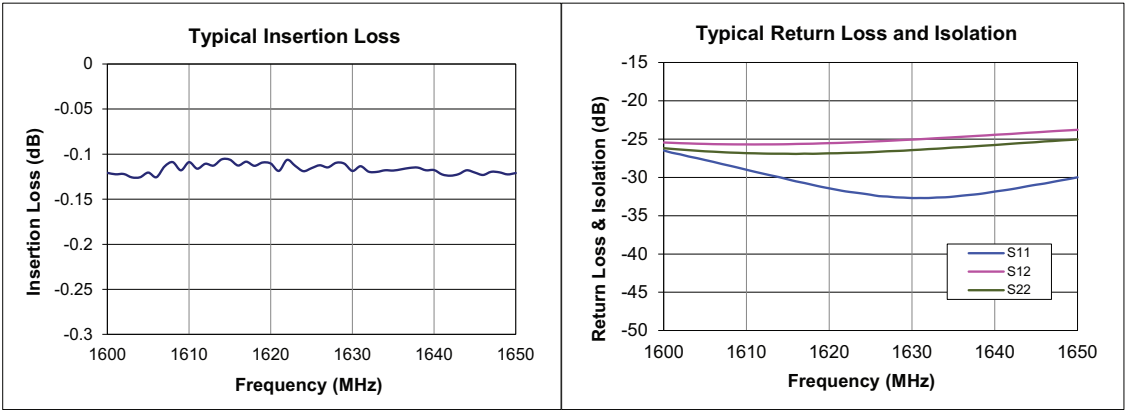
RF MICRO DEVICES®, RFMD®, Optimum Technology Matching®, Enabling Wireless Connectivity™, PowerStar®, POLARIS™ TOTAL RADIO™ and UltimateBlue™ are trademarks of RFMD, LLC. BLUETOOTH is a trademark owned by Bluetooth SIG, Inc., U.S.A. and licensed for use by RFMD. All other trade names, trademarks and registered trademarks are the property of their respective owners. ©2012, RF Micro Devices, Inc.

Absolute Maximum Ratings

Parameter	Rating	Unit
Forward Power	100	W
Reverse Power	100	W
Operating Temperature	-40 to +90	°C
Storage Temperature	-40 to +95	°C

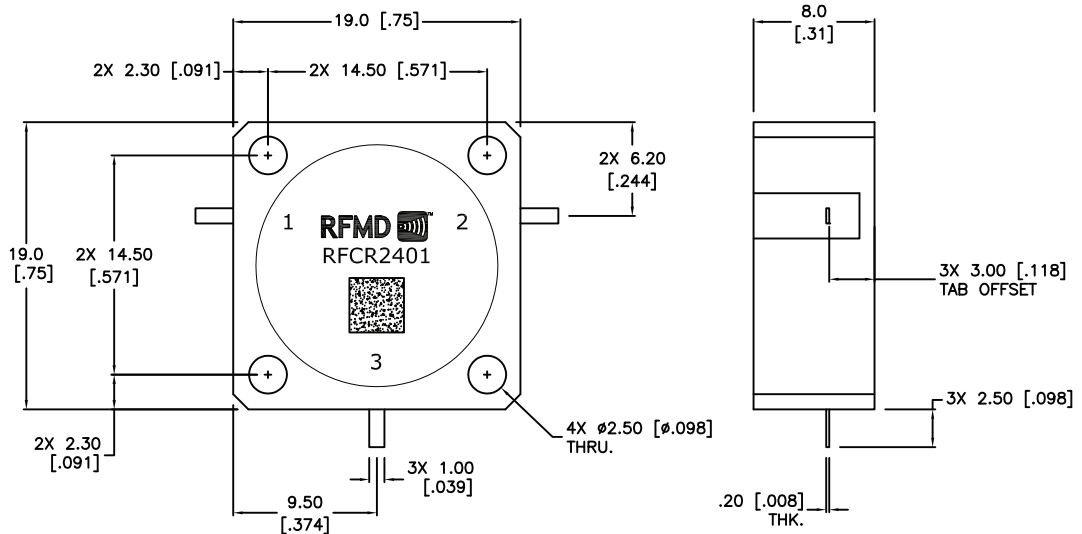
Parameter	Specification			Unit	Condition
	Min.	Typ.	Max.		
Overall					
Frequency Range	1600		1650	MHz	
Insertion Loss		<0.22	0.30	dB	
Isolation	21	>23		dB	
Return Loss	21	>23		dB	
Forward IMD			-70	dBc	2T at 35W per T; 5MHz Spacing, Room temp

Note: Typical values represent Mid-band performance at 25 °C



Pin	Name	Description
1	INPUT	
2	OUTPUT	
3	TERMINATED	

Dimensions in millimeters (inches)



Unless otherwise specified dimensions are in mm/[inches].

Tolerances are:

Fractions	Decimals	Angles
\pm	$.x\pm .3 [.01]$	$\pm 0.5^\circ$
	$.xx\pm .13 [.005]$	