

QSB363C

Subminiature Plastic Silicon Infrared Phototransistor

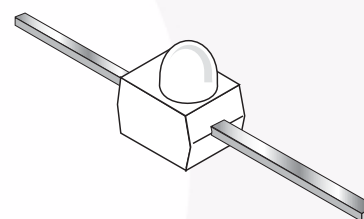
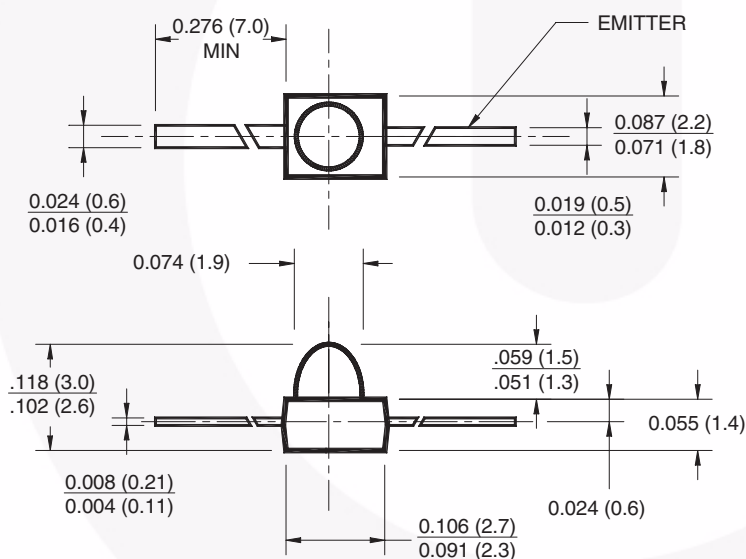
Features

- NPN Silicon Phototransistor
- T-3/4 (2mm) Surface Mount Package
- Medium Wide Beam Angle, 24°
- Clear Plastic Package
- Matched Emitters: QEB363 or QEB373
- Tape & Reel Option (See Tape & Reel Specifications)
- Lead Form Options: Gullwing, Yoke, Z-Bend

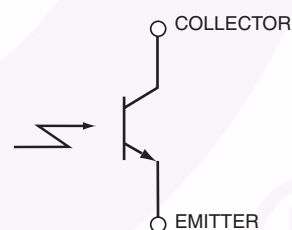
Description

The QSB363 is a silicon phototransistor encapsulated in a clear infrared T-3/4 package.

Package Dimensions



Schematic



NOTES:

1. Dimensions are in inches (mm).
2. Tolerance of $\pm .010$ (.25) on all non nominal dimensions unless otherwise specified.

Absolute Maximum Ratings ($T_A = 25^\circ\text{C}$ unless otherwise specified)

Stresses exceeding the absolute maximum ratings may damage the device. The device may not function or be operable above the recommended operating conditions and stressing the parts to these levels is not recommended. In addition, extended exposure to stresses above the recommended operating conditions may affect device reliability. The absolute maximum ratings are stress ratings only.)

Symbol	Parameter	Rating	Unit
T_{OPR}	Operating Temperature	-25 to +85	$^\circ\text{C}$
T_{STG}	Storage Temperature	-40 to +85	$^\circ\text{C}$
T_{SOL}	Soldering Temperature (Iron) ^(2,3,4)	260	$^\circ\text{C}$
T_{SOL}	Soldering Temperature (Flow) ^(2,3)	260	$^\circ\text{C}$
V_{CEO}	Collector Emitter Voltage	30	V
V_{ECO}	Emitter Collector Voltage	5	V
P_C	Power Dissipation ⁽¹⁾	75	mW

Notes

- Derate power dissipation linearly 1.33mW/ $^\circ\text{C}$ above 25°C .
- RMA flux is recommended.
- Methanol or isopropyl alcohols are recommended as cleaning agents.
- Pulse conditions: $t_p = 100\mu\text{s}$, $T = 10\text{ms}$.
- $D = 940\text{nm}$, GaAs.

Electrical/Optical Characteristics ($T_A = 25^\circ\text{C}$)

Symbol	Parameters	Test Conditions	Min.	Typ.	Max.	Units
λ_P	Peak Sensitivity Wavelength			940		nm
Θ	Reception Angle			± 12		
I_{CEO}	Collector Dark Current	$V_{CE} = 20\text{V}$, $E_e = 0\text{mW}/\text{cm}^2$			100	nA
BV_{CEO}	Collector-Emitter Breakdown Voltage	$I_C = 100\mu\text{A}$, $E_e = 0\text{mW}/\text{cm}^2$	30			V
BV_{ECO}	Emitter-Collector Breakdown Voltage	$I_E = 100\mu\text{A}$, $E_e = 0\text{mW}/\text{cm}^2$	5			V
$I_{C(on)}$	On-State Collector Current	$V_{CE} = 5\text{V}$, $E_e = 0.5\text{mW}/\text{cm}^2$	1.0	1.5		mA
$V_{CE(SAT)}$	Collector-Emitter Saturation Voltage	$I_C = 2\text{mA}$, $E_e = 1\text{mW}/\text{cm}^2$			0.4	V
t_r	Rise Time	$V_{CE} = 5\text{V}$, $I_C = 1\text{mA}$, $R_L = 1000\Omega$		15		μs
t_f	Fall Time			15		μs

Typical Performance Curves

Fig. 1 Collector Power Dissipation vs. Ambient Temperature

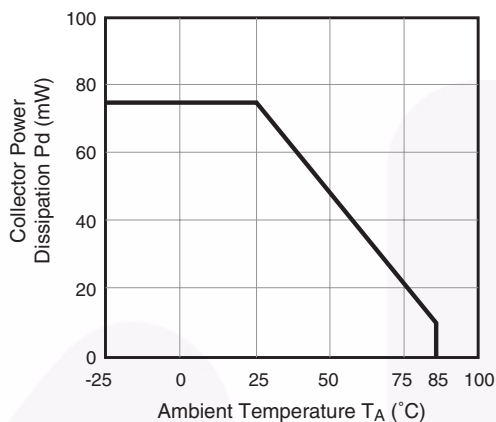


Fig. 2 Spectral Sensitivity

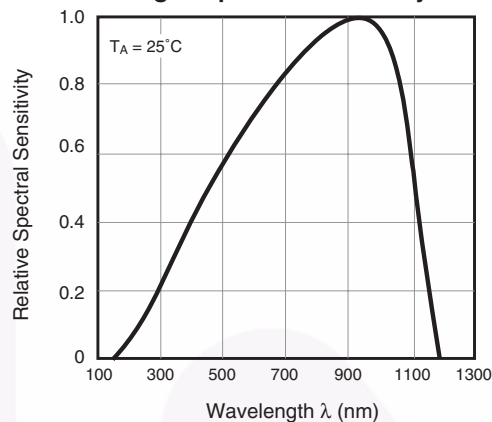


Fig. 3 Relative Collector Current vs. Ambient Temperature

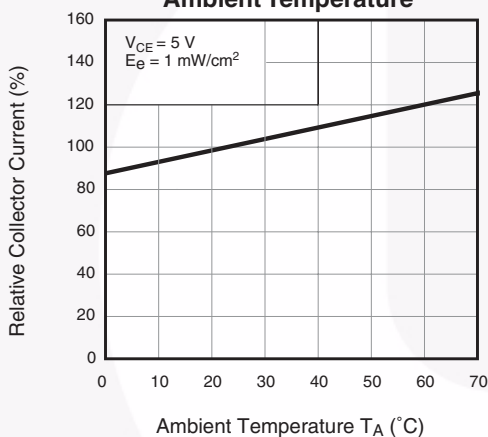


Fig. 4 Collector Current vs. Irradiance

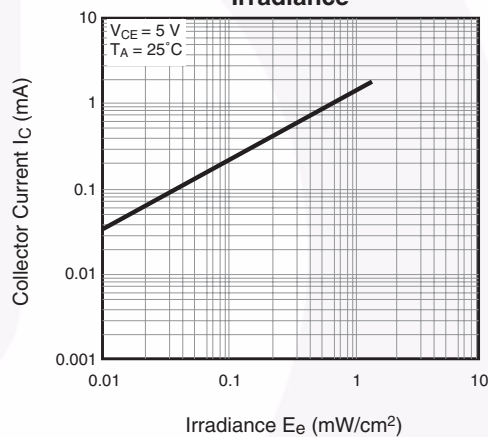


Fig. 5 Collector Dark Current vs. Ambient Temperature

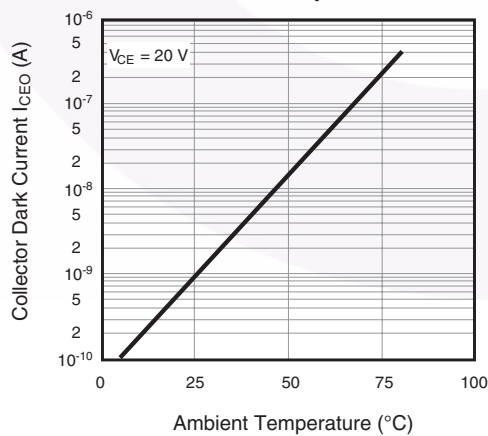
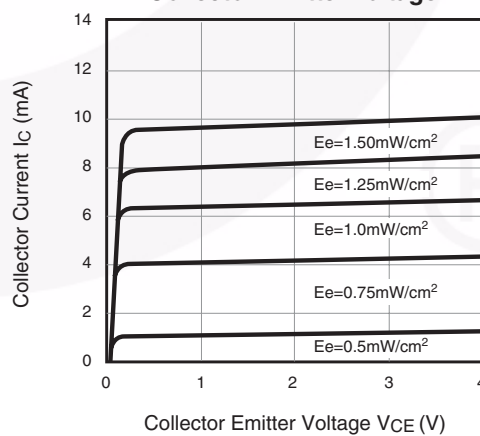


Fig. 6 Collector Current vs. Collector Emitter Voltage

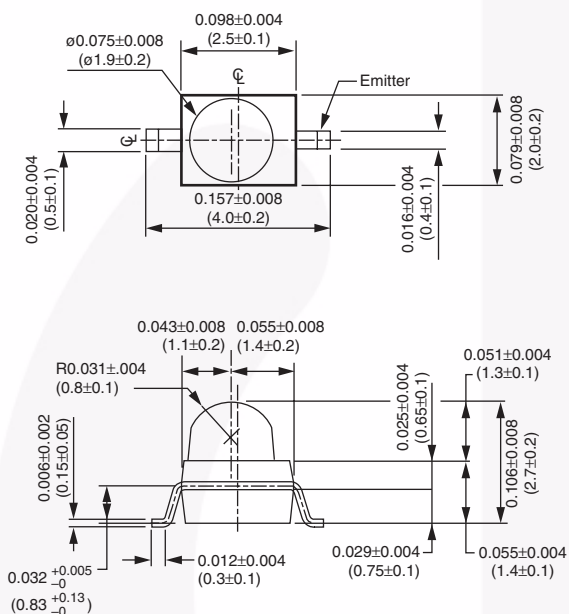


Package Dimensions

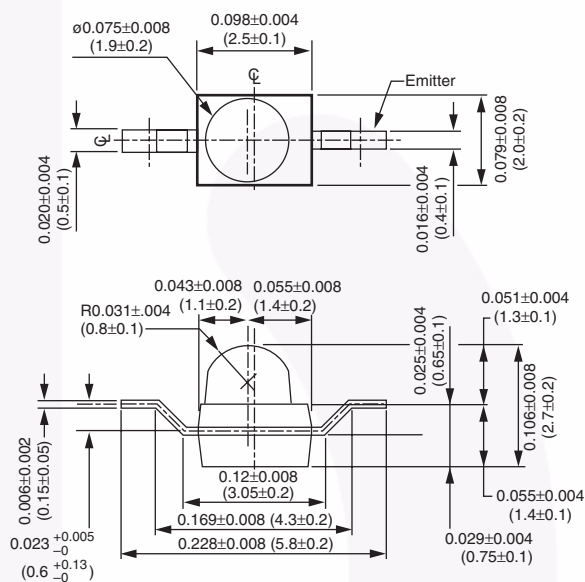
Features

- Three lead forming options: Gull Wing, Yoke and Z-Bend
- Compatible with automatic placement equipment
- Supplied on tape and reel or in bulk packaging
- Compatible with vapor phase reflow solder processes

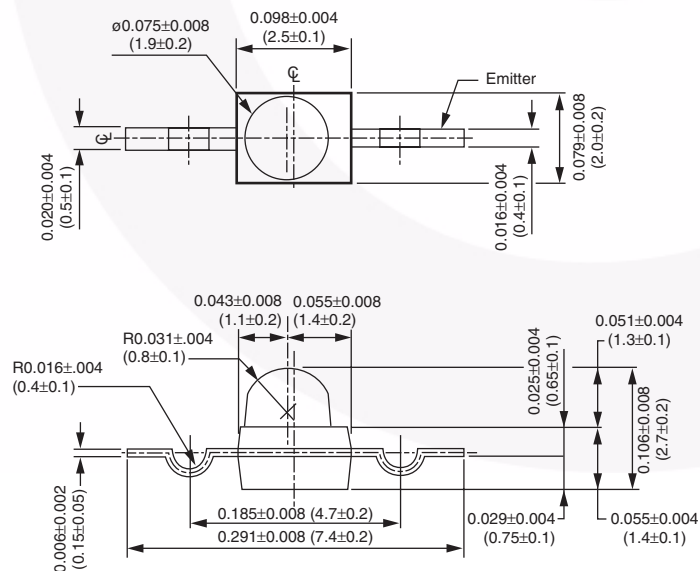
Gull Wing Lead Configuration



Z-Bend Lead Configuration






Yoke Lead Configuration





TRADEMARKS

The following includes registered and unregistered trademarks and service marks, owned by Fairchild Semiconductor and/or its global subsidiaries, and is not intended to be an exhaustive list of all such trademarks.

AccuPower™	F-PFS™	PowerTrench®	The Power Franchise®
Auto-SPM™	FRFET®	PowerXS™	The Right Technology for Your Success™
Build it Now™	Global Power Resource™	Programmable Active Droop™	the power™
CorePLUS™	Green FPS™	QFET®	franchise
CorePOWER™	Green FPS™ e-Series™	QS™	TinyBoost™
CROSSVOLT™	Gmax™	Quiet Series™	TinyBuck™
CTL™	GTO™	RapidConfigure™	TinyCalc™
Current Transfer Logic™	IntelliMAX™	™	TinyLogic®
DEUXPEED®	ISOPLANAR™	Saving our world, 1mW/W/kW at a time™	TINYOPTO™
Dual Cool™	MegaBuck™	SignalWise™	TinyPower™
EcoSPARK®	MICROCOUPLER™	SmartMax™	TinyPWM™
EfficientMax™	MicroFET™	SMART START™	TinyWire™
ESBC™	MicroPak™	SPM®	TriFault Detect™
	MicroPak2™	STEALTH™	TRUECURRENT™*
Fairchild®	MillerDrive™	SuperFET®	μSerDes™
Fairchild Semiconductor®	MotionMax™	SuperSOT™-3	
FACT Quiet Series™	Motion-SPM™	SuperSOT™-6	UHC®
FACT®	OptoHiT™	SuperSOT™-8	Ultra FRFET™
FAST®	OPTOLOGIC®	SupreMOS®	UniFET™
FastvCore™	OPTOPLANAR®	SyncFET™	VCX™
FETBench™	®	Sync-Lock™	VisualMax™
FlashWriter®*	PDP SPM™	 SYSTEM GENERAL®*	XS™
FPS™	Power-SPM™		

* Trademarks of System General Corporation, used under license by Fairchild Semiconductor.

DISCLAIMER

FAIRCHILD SEMICONDUCTOR RESERVES THE RIGHT TO MAKE CHANGES WITHOUT FURTHER NOTICE TO ANY PRODUCTS HEREIN TO IMPROVE RELIABILITY, FUNCTION, OR DESIGN. FAIRCHILD DOES NOT ASSUME ANY LIABILITY ARISING OUT OF THE APPLICATION OR USE OF ANY PRODUCT OR CIRCUIT DESCRIBED HEREIN; NEITHER DOES IT CONVEY ANY LICENSE UNDER ITS PATENT RIGHTS, NOR THE RIGHTS OF OTHERS. THESE SPECIFICATIONS DO NOT EXPAND THE TERMS OF FAIRCHILD'S WORLDWIDE TERMS AND CONDITIONS, SPECIFICALLY THE WARRANTY THEREIN, WHICH COVERS THESE PRODUCTS.

LIFE SUPPORT POLICY

FAIRCHILD'S PRODUCTS ARE NOT AUTHORIZED FOR USE AS CRITICAL COMPONENTS IN LIFE SUPPORT DEVICES OR SYSTEMS WITHOUT THE EXPRESS WRITTEN APPROVAL OF FAIRCHILD SEMICONDUCTOR CORPORATION.

As used herein:

1. Life support devices or systems are devices or systems which, (a) are intended for surgical implant into the body or (b) support or sustain life, and (c) whose failure to perform when properly used in accordance with instructions for use provided in the labeling, can be reasonably expected to result in a significant injury of the user.
2. A critical component in any component of a life support, device, or system whose failure to perform can be reasonably expected to cause the failure of the life support device or system, or to affect its safety or effectiveness.

ANTI-COUNTERFEITING POLICY

Fairchild Semiconductor Corporation's Anti-Counterfeiting Policy. Fairchild's Anti-Counterfeiting Policy is also stated on our external website, www.fairchildsemi.com, under Sales Support.

Counterfeiting of semiconductor parts is a growing problem in the industry. All manufacturers of semiconductor products are experiencing counterfeiting of their parts. Customers who inadvertently purchase counterfeit parts experience many problems such as loss of brand reputation, substandard performance, failed applications, and increased cost of production and manufacturing delays. Fairchild is taking strong measures to protect ourselves and our customers from the proliferation of counterfeit parts. Fairchild strongly encourages customers to purchase Fairchild parts either directly from Fairchild or from Authorized Fairchild Distributors who are listed by country on our web page cited above. Products customers buy either from Fairchild directly or from Authorized Fairchild Distributors are genuine parts, have full traceability, meet Fairchild's quality standards for handling and storage and provide access to Fairchild's full range of up-to-date technical and product information. Fairchild and our Authorized Distributors will stand behind all warranties and will appropriately address any warranty issues that may arise. Fairchild will not provide any warranty coverage or other assistance for parts bought from Unauthorized Sources. Fairchild is committed to combat this global problem and encourage our customers to do their part in stopping this practice by buying direct or from authorized distributors.

PRODUCT STATUS DEFINITIONS

Definition of Terms

Datasheet Identification	Product Status	Definition
Advance Information	Formative / In Design	Datasheet contains the design specifications for product development. Specifications may change in any manner without notice.
Preliminary	First Production	Datasheet contains preliminary data; supplementary data will be published at a later date. Fairchild Semiconductor reserves the right to make changes at any time without notice to improve design.
No Identification Needed	Full Production	Datasheet contains final specifications. Fairchild Semiconductor reserves the right to make changes at any time without notice to improve the design.
Obsolete	Not In Production	Datasheet contains specifications on a product that is discontinued by Fairchild Semiconductor. The datasheet is for reference information only.

Rev. I51