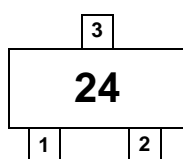
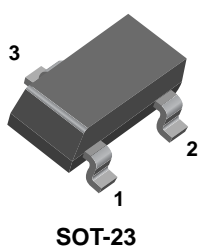


MMBD1201 / 1202 / 1203 / 1204 / 1205

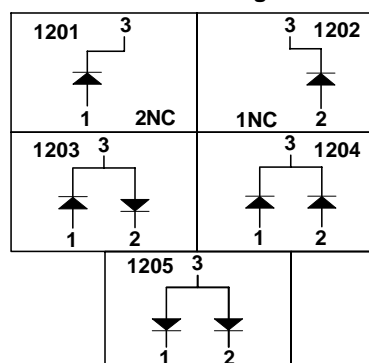
Small Signal Diodes



MARKING

MMBD1201 24 MMBD1202 25
MMBD1203 26 MMBD1204 27
MMBD1205 28

Connection Diagram



Absolute Maximum Ratings* $T_A = 25^\circ\text{C}$ unless otherwise noted

Symbol	Parameter	Value	Units
V_{RRM}	Maximum Repetitive Reverse Voltage	100	V
$I_{F(AV)}$	Average Rectified Forward Current	200	mA
I_{FSM}	Non-repetitive Peak Forward Surge Current		
	Pulse Width = 1.0 second	1.0	A
	Pulse Width = 1.0 microsecond	2.0	A
T_{STG}	Storage Temperature Range	-55 to +150	$^\circ\text{C}$
T_J	Operating Junction Temperature	150	$^\circ\text{C}$

*These ratings are limiting values above which the serviceability of any semiconductor device may be impaired.

NOTES:

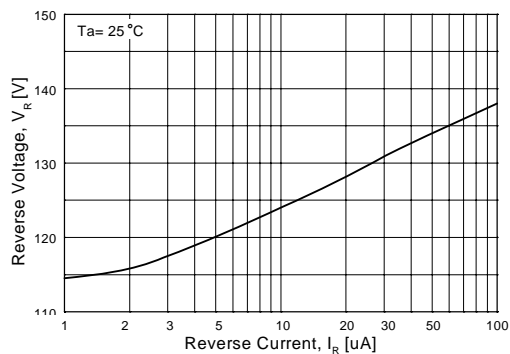
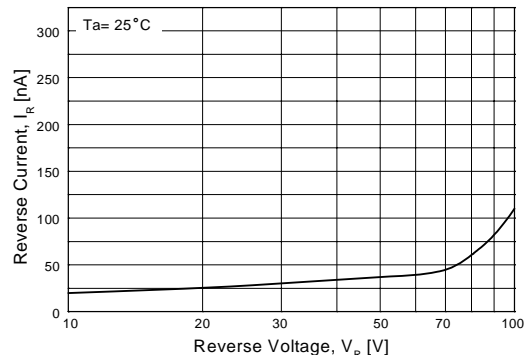
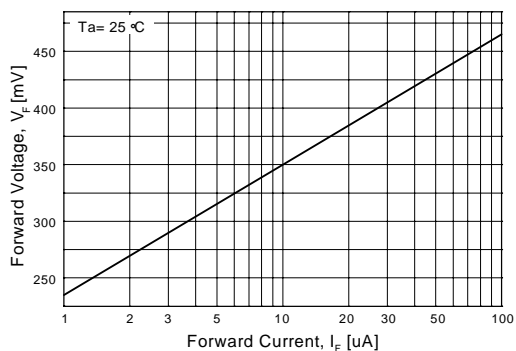
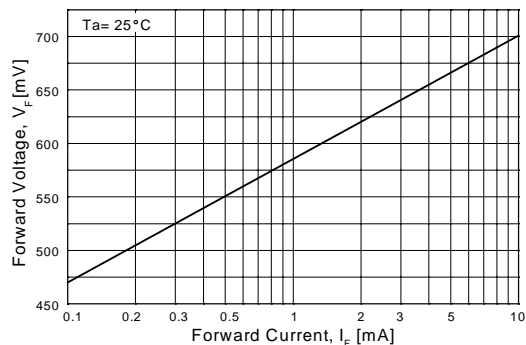
- 1) These ratings are based on a maximum junction temperature of 150 degrees C.
- 2) These are steady state limits. The factory should be consulted on applications involving pulsed or low duty cycle operations.

Thermal Characteristics $T_A = 25^\circ\text{C}$ unless otherwise noted

Symbol	Parameter	Value	Units
P_D	Power Dissipation	350	mW
$R_{\theta JA}$	Thermal Resistance, Junction to Ambient	357	$^\circ\text{C/W}$

Electrical Characteristics $T_A = 25^\circ\text{C}$ unless otherwise noted

Symbol	Parameter	Test Conditions	Min.	Max.	Units
V_R	Breakdown Voltage	$I_R = 100\mu\text{A}$	100		V
V_F	Forward Voltage	$I_F = 1.0\text{mA}$	550	600	mV
		$I_F = 10\text{mA}$	660	740	mV
		$I_F = 100\text{mA}$	820	920	mV
		$I_F = 200\text{mA}$	0.87	1.0	V
		$I_F = 300\text{mA}$	-	1.1	V
I_R	Reverse Leakage	$V_R = 20\text{V}$		25	nA
		$V_R = 50\text{V}$		50	nA
		$V_R = 50\text{V}, T_A = 150^\circ\text{C}$		5.0	μA
C_T	Total Capacitance	$V_R = 0, f = 1.0\text{MHz}$		2.0	pF
t_{rr}	Reverse Recovery Time	$I_F = I_R = 10\text{mA}, I_{RR} = 1.0\text{mA}$ $R_L = 100\Omega$		4.0	ns

Typical Performance Characteristics**Figure 1. Reverse Voltage vs Reverse Current**
BV - 1.0 to 100uA**Figure 2. Reverse Current vs Reverse Voltage**
IR - 10 to 100 V**Figure 3. Forward Voltage vs Forward Current**
VF - 1.0 to 100 uA**Figure 4. Forward Voltage vs Forward Current**
VF - 0.1 to 10 mA

Typical Performance Characteristics (Continued)

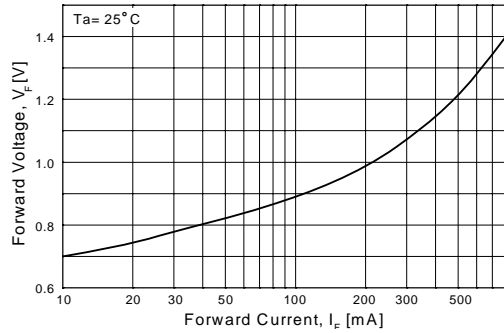


Figure 5. Forward Voltage vs Forward Current
VF - 10 - 800 mA

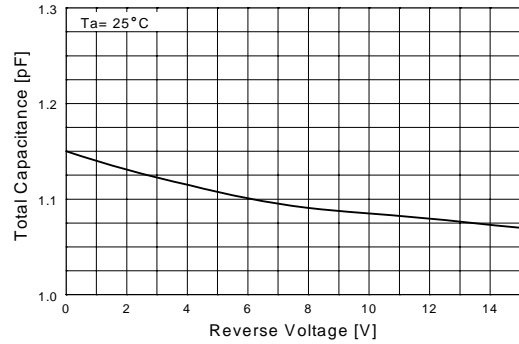


Figure 6. Total Capacitance vs Reverse Voltage

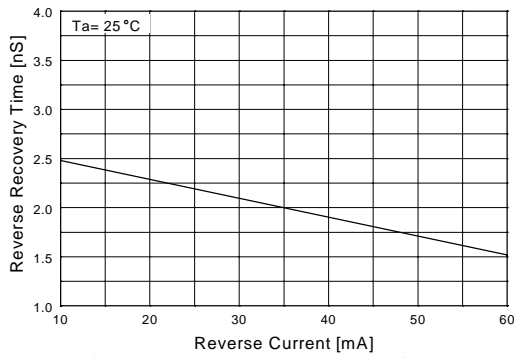


Figure 7. Reverse Recovery Time vs Reverse Current
TRR - IR 10 mA vs 60 mA

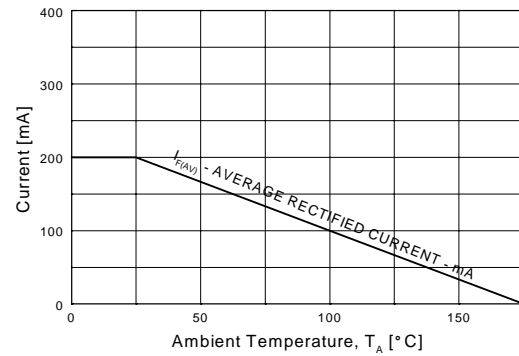


Figure 8. Average Rectified Current ($I_{F(AV)}$) versus Ambient Temperature (T_A)

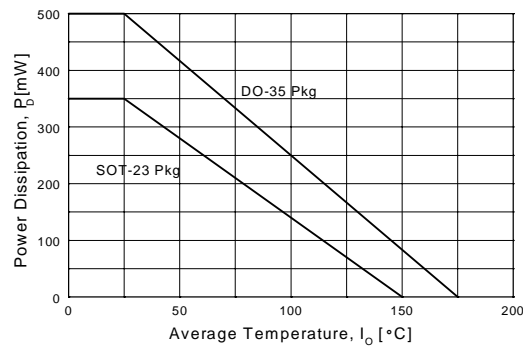






Figure 9. Power Derating Curve



TRADEMARKS

The following includes registered and unregistered trademarks and service marks, owned by Fairchild Semiconductor and/or its global subsidiaries, and is not intended to be an exhaustive list of all such trademarks.

2Cool™	FlashWriter®*		Sync-Lock™
AccuPower™	FPS™		
Auto-SPM™	F-PFS™		The Power Franchise®
AX-CAP™*	FRFET®		the power franchise
BitSiC®	Global Power Resource™	PDP SPM™	TinyBoost™
Build it Now™	Green FPS™	Power-SPM™	TinyBuck™
CorePLUS™	Green FPS™ e-Series™	PowerTrench®	TinyCalc™
CorePOWER™	Gmax™	PowerXS™	TinyLogic®
CROSSVOLT™	GTO™	Programmable Active Droop™	TinyOPTO™
CTL™	IntelliMAX™	QFET®	TinyPower™
Current Transfer Logic™	ISOPLANAR™	QS™	TinyPWM™
DEUXPEED®	Making Small Speakers Sound Louder and Better™	Quiet Series™	TinyWire™
Dual Cool™		RapidConfigure™	TranSiC®
EcoSPARK®	MegaBuck™		TriFault Detect™
EfficientMax™	MICROCOUPLER™	Saving our world, 1mW/W/kW at a time™	TRUECURRENT®*
ESBC™	MicroFET™	SignalWise™	µSerDes™
	MicroPak™	SmartMax™	
Fairchild®	MicroPak2™	SMART START™	UHC®
Fairchild Semiconductor®	MillerDrive™	Solutions for Your Success™	Ultra FRFET™
FACT Quiet Series™	MotionMax™	SPM®	UniFET™
FACT®	Motion-SPM™	STEALTH™	VCX™
FAST®	mWSaver™	SuperFET®	VisualMax™
FastvCore™	OptoHit™	SuperSOT™-3	XS™
FETBench™	OPTOLOGIC®	SuperSOT™-6	
	OPTOPLANAR®	SuperSOT™-8	
		SupreMOS®	
		SyncFET™	

* Trademarks of System General Corporation, used under license by Fairchild Semiconductor.

DISCLAIMER

FAIRCHILD SEMICONDUCTOR RESERVES THE RIGHT TO MAKE CHANGES WITHOUT FURTHER NOTICE TO ANY PRODUCTS HEREIN TO IMPROVE RELIABILITY, FUNCTION, OR DESIGN. FAIRCHILD DOES NOT ASSUME ANY LIABILITY ARISING OUT OF THE APPLICATION OR USE OF ANY PRODUCT OR CIRCUIT DESCRIBED HEREIN; NEITHER DOES IT CONVEY ANY LICENSE UNDER ITS PATENT RIGHTS, NOR THE RIGHTS OF OTHERS. THESE SPECIFICATIONS DO NOT EXPAND THE TERMS OF FAIRCHILD'S WORLDWIDE TERMS AND CONDITIONS, SPECIFICALLY THE WARRANTY THEREIN, WHICH COVERS THESE PRODUCTS.

LIFE SUPPORT POLICY

FAIRCHILD'S PRODUCTS ARE NOT AUTHORIZED FOR USE AS CRITICAL COMPONENTS IN LIFE SUPPORT DEVICES OR SYSTEMS WITHOUT THE EXPRESS WRITTEN APPROVAL OF FAIRCHILD SEMICONDUCTOR CORPORATION.

As used herein:

1. Life support devices or systems are devices or systems which, (a) are intended for surgical implant into the body or (b) support or sustain life, and (c) whose failure to perform when properly used in accordance with instructions for use provided in the labeling, can be reasonably expected to result in a significant injury of the user.
2. A critical component in any component of a life support device, or system whose failure to perform can be reasonably expected to cause the failure of the life support device or system, or to affect its safety or effectiveness.

ANTI-COUNTERFEITING POLICY

Fairchild Semiconductor Corporation's Anti-Counterfeiting Policy. Fairchild's Anti-Counterfeiting Policy is also stated on our external website, www.fairchildsemi.com, under Sales Support.

Counterfeiting of semiconductor parts is a growing problem in the industry. All manufacturers of semiconductor products are experiencing counterfeiting of their parts. Customers who inadvertently purchase counterfeit parts experience many problems such as loss of brand reputation, substandard performance, failed applications, and increased cost of production and manufacturing delays. Fairchild is taking strong measures to protect ourselves and our customers from the proliferation of counterfeit parts. Fairchild strongly encourages customers to purchase Fairchild parts either directly from Fairchild or from Authorized Fairchild Distributors who are listed by country on our web page cited above. Products customers buy either from Fairchild directly or from Authorized Fairchild Distributors are genuine parts, have full traceability, meet Fairchild's quality standards for handling and storage and provide access to Fairchild's full range of up-to-date technical and product information. Fairchild and our Authorized Distributors will stand behind all warranties and will appropriately address any warranty issues that may arise. Fairchild will not provide any warranty coverage or other assistance for parts bought from Unauthorized Sources. Fairchild is committed to combat this global problem and encourage our customers to do their part in stopping this practice by buying direct or from authorized distributors.

PRODUCT STATUS DEFINITIONS

Definition of Terms

Datasheet Identification	Product Status	Definition
Advance Information	Formative / In Design	Datasheet contains the design specifications for product development. Specifications may change in any manner without notice.
Preliminary	First Production	Datasheet contains preliminary data; supplementary data will be published at a later date. Fairchild Semiconductor reserves the right to make changes at any time without notice to improve design.
No Identification Needed	Full Production	Datasheet contains final specifications. Fairchild Semiconductor reserves the right to make changes at any time without notice to improve the design.
Obsolete	Not In Production	Datasheet contains specifications on a product that is discontinued by Fairchild Semiconductor. The datasheet is for reference information only.

Rev. I56