

# Customer Information Sheet

DRAWING No. : M80-5C1XX05M3-00-000-00-000 SHEET 2 OF 2

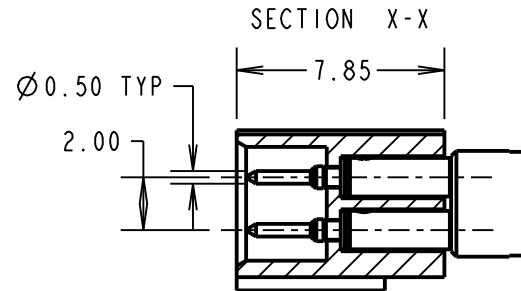
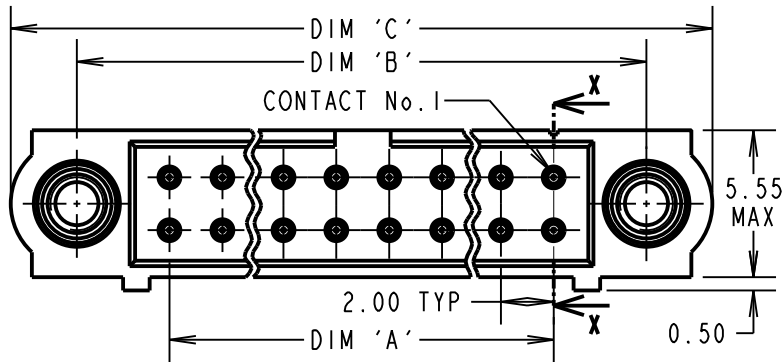
IF IN DOUBT - ASK

©

NOT TO SCALE

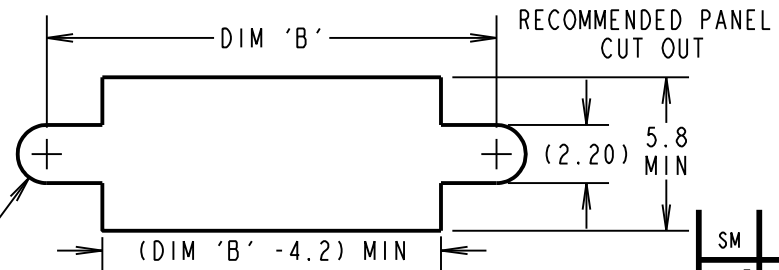
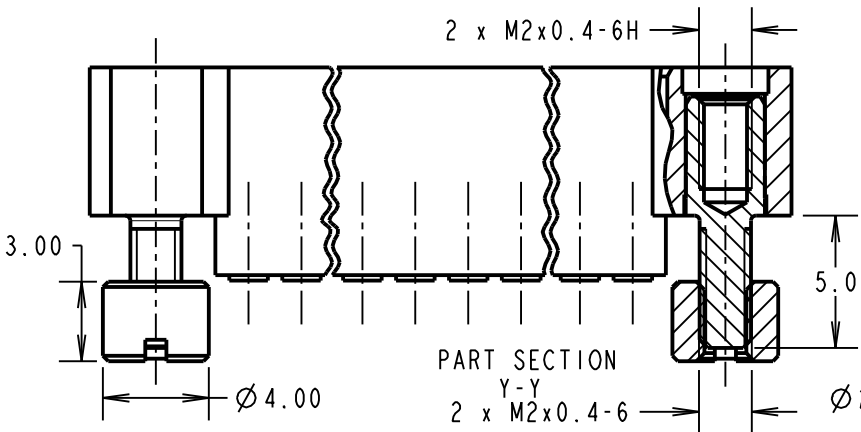
THIRD ANGLE PROJECTION

ALL DIMENSIONS IN mm



**SPECIFICATIONS:**  
**MATERIAL:**  
 MOULDING = GLASS-FILLED PPS, UL94V-0, BLACK  
 CONTACT = BRASS  
 JACKSCREW & BOARDMOUNT = STAINLESS STEEL  
**FINISH**  
 CONTACT = 0.25-0.3µ GOLD  
**ELECTRICAL:**  
 CURRENT RATING AT 25°C = 3.0A MAX  
 CURRENT RATING AT 85°C = 2.2A MAX  
 WORKING VOLTAGE = 120V AC/DC  
 VOLTAGE PROOF = 360V AC/DC  
 CONTACT RESISTANCE = 25 mΩ MAX  
 INSULATION RESISTANCE = 100 MΩ MIN  
**MECHANICAL:**  
 DURABILITY = 500 OPERATIONS  
**ENVIRONMENTAL:**  
 TEMPERATURE RANGE = -55°C TO +125°C  
**PACKING:**  
 BAG  
 FOR COMPLETE SPECIFICATION, SEE COMPONENT SPECIFICATION C005XX (LATEST ISSUE)

- NOTES:**
- CONNECTORS ARE SUPPLIED WITH CONTACTS LOOSE.
  - FOR EXTRA CONTACTS, USE PART NUMBER M80-1950005.
  - RECOMMENDED WIRE TYPE = BS 3G 210 TYPE A, PTFE INSULATED 24-28 AWG. MAX INSULATION DIAMETER = Ø1.10mm, STRIP WIRE BY 2.00mm.
  - RECOMMENDED HAND CRIMP TOOL = M22520/2-01 WITH POSITIONER Z80-193
  - CONTACT INSERTION AND EXTRACTION TOOL = Z80-280.
  - RECOMMENDED HOLE SIZE FOR BOARDMOUNT = Ø2.20mm MIN.
  - INSTRUCTION SHEETS ARE AVAILABLE.

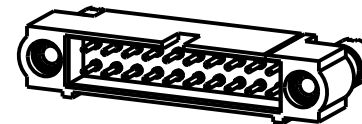


DIMENSION	CALCULATION
DIM 'A'	TOTAL No. OF CONTACTS - 2
DIM 'B'	TOTAL No. OF CONTACTS + 5
DIM 'C'	TOTAL No. OF CONTACTS + 10
EXAMPLE: CONNECTOR WITH 20 CONTACTS, ALL OVER GOLD M80-5C12005M3-00-000-00-000	
DIM 'A' = 18.00mm, DIM 'B' = 25.00mm, DIM 'C' = 30.00mm	

ORDER CODE:

**M80-5C1XX05M3-00-000-00-000**

TOTAL No. OF CONTACTS  
 04 TO 50  
 (EVEN NUMBERS ONLY)



SM	1	26.11.10	10806
NAME	ISS.	DATE	C/NOTE
APPROVED: S. MCCULLAGH			
CHECKED:		R. ADDE	
DRAWN:		R. ADDE	
CUSTOMER REF.:			
ASSEMBLY DRG:			

**HARWIN**

THIS DRAWING AND ANY INFORMATION OR DESCRIPTIVE MATTER SET OUT HEREON ARE CONFIDENTIAL AND COPYRIGHT PROPERTY OF THE HARWIN GROUP AND MUST NOT BE DISCLOSED, LOANED, COPIED OR USED FOR MANUFACTURING, TENDERING OR FOR ANY OTHER PURPOSE WITHOUT THEIR WRITTEN PERMISSION.

**TOLERANCES**  
 X. = ±1mm  
 X.X = ±0.25mm  
 X.XX = ±0.10mm  
 X.XXX = ±0.01mm  
 ANGLES = ±5°  
 UNLESS STATED

**MATERIAL:**  
 SEE ABOVE  
**FINISH:**  
 SEE ABOVE  
**S/AREA:**  
 mm<sup>2</sup>

**TITLE:** JACKSCREW DATAMATE  
 DIL CRIMP (SMALL BORE) MALE  
 ASSY WITH BOARDMOUNT J/S  
**DRAWING NUMBER:**  
**M80-5C1XX05M3-00-000-00-000**  
 SHT 2 OF 2

HARWIN USA  
 TEL: 603 893 5376  
 FAX: 603 893 5396  
 mis@harwin.com

HARWIN Europe (UK)  
 TEL: 023 9231 4545  
 FAX: 023 9231 4590  
 mis@harwin.co.uk

HARWIN Asia  
 TEL: +65 6 779 4909  
 FAX: +65 6 779 3868  
 mis@harwin.com.sg