

DB3-DB3TG

150mW Bi-directional Trigger Diodes

Features

- V_{BO} : 32V Version
- Low break-over current
- DO-35 package (JEDEC)
- Hermetically sealed glass
- Compression bonded construction
- All external surfaces are corrosion resistant and terminals are readily solderable
- RoHS compliant
- High reliability glass passivation insuring parameter stability and protection against junction contamination.
- Terminal: Pure tin plated, lead free, solderable per MIL-STD-202, Method 208 guaranteed
- High temperature soldering guaranteed : 260°C/10 seconds



DO-35
Color Band Denotes Cathode

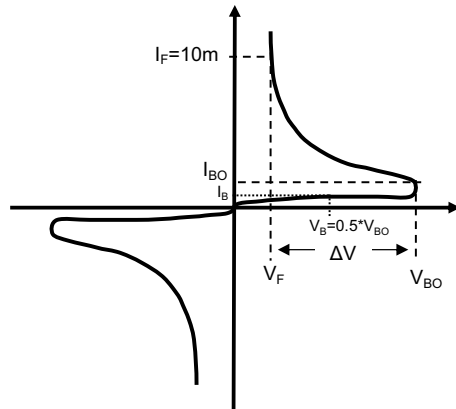
Absolute Maximum Ratings and Electrical Characteristics

Symbol	Parameter		Value		Units
			DB3	DB3TG	
V_{BO}	Break-over Voltage @ $C=22nF$	Min.	28	30	V
		Typ.	32	32	V
		Max.	36	34	V
$\pm V_{BO}$	Break-over Voltage Symmetry @ $C=22nF$	Max.	± 3	± 2	V
I_{BO}	Break-over Current @ $C=22nF$	Max.	100	15	μA
ΔV	Dynamic Break-over Voltage @ I_{BO} to $I_F=10mA$	Min.	5	9	V
I_B	Leakage Current @ $V_B=0.5V_{BO}(Max.)$	Max.	10		μA
V_O	Output Voltage *see diagram 1	Min.	5		V
P_D	Power Dissipation		150		mW
I_{FRM}	Repetitive Peak Forward Current, Pulse Width=20 μsec		2		A
$R_{\theta ja}$	Typical Thermal Resistance, Junction to Ambient (Note1)		400		$^{\circ}C/W$
T_J, T_{STG}	Junction and Storage Temperature Range		-40 to +125		$^{\circ}C$

* Rating at 25°C ambient temperature unless otherwise specified.

* **Notes:** 1. Valid provided that electrodes are kept at ambient temperature

Typical Performance Characteristics



V_{BO} : Break-Over Voltage
 I_{BO} : Break-Over Current
 ΔV : Dynamic Breakover Voltage
 I_B : Leakage Current at $V_B=0.5 \cdot V_{BO}$
 V_F : Voltage at Current $I_F=10\text{mA}$

Diagram 1 : Test circuit

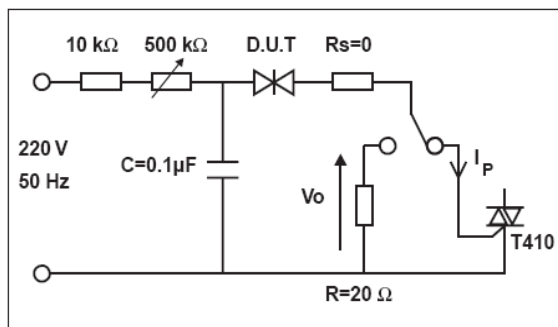


Figure 2. Relative Variation of VBO versus Junction Temperature

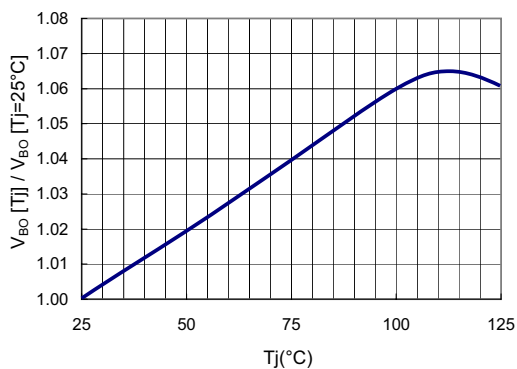
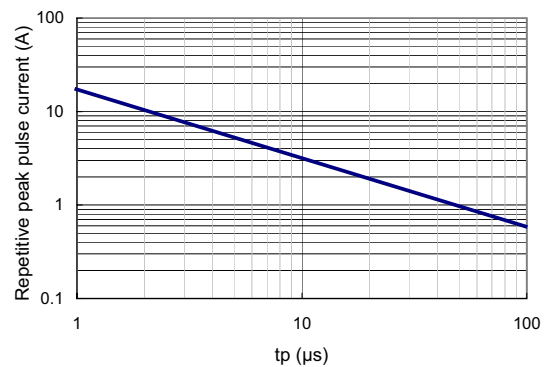
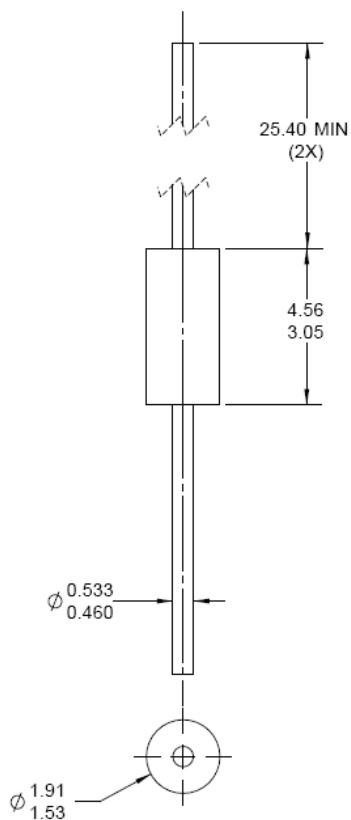


Figure 3. Repetitive Peak Pulse Current versus Pulse Duration (maximum values)



Physical Dimensions

DO-35



NOTES: UNLESS OTHERWISE SPECIFIED

- A) PACKAGE STANDARD REFERENCE:
JEDEC DO-204, VARIATION AH.
- B) HERMETICALLY SEALED GLASS PACKAGE.
- C) PACKAGE WEIGHT IS 0.137 GRAM.
- D) ALL DIMENSIONS ARE IN MILLIMETERS.
- E) DRAWING FILE NAME: DO35AREV02

Dimensions in Millimeters



TRADEMARKS

The following includes registered and unregistered trademarks and service marks, owned by Fairchild Semiconductor and/or its global subsidiaries, and is not intended to be an exhaustive list of all such trademarks.

AccuPower™	F-PFS™	Power-SPM™	SYSTEM®**
Auto-SPM™	FRFET®	PowerTrench®	GENERAL
Build it Now™	Global Power Resource™	PowerXS™	The Power Franchise®
CorePLUS™	Green FPS™	Programmable Active Droop™	the power®
CorePOWER™	Green FPS™ e-Series™	QFET®	franchise
CROSSVOLT™	Gmax™	QS™	TinyBoost™
CTL™	GTO™	Quiet Series™	TinyBuck™
Current Transfer Logic™	IntelliMAX™	RapidConfigure™	TinyCalc™
DEUXPEED®	ISOPANAR™	Saving our world, 1mW/W/kW at a time™	TinyLogic®
Dual Cool™	MegaBuck™	SignalWise™	TINYOPTO™
EcoSPARK®	MICROCOUPLER™	SmartMax™	TinyPower™
EfficientMax™	MicroFET™	SMART START™	TinyPWM™
ESBC™	MicroPak™	SPM®	TinyWire™
F®	MicroPak2™	STEALTH™	TriFault Detect™
Fairchild®	MillerDrive™	SuperFET™	TRUECURRENT™*
Fairchild Semiconductor®	MotionMax™	SuperSOT™-3	μSerDes™
FACT Quiet Series™	Motion-SPM™	SuperSOT™-6	SerDes®
FACT®	OptoHit™	SupersOT™-8	UHC®
FAST®	OPTOLOGIC®	SupreMOS®	Ultra FRFET™
FastvCore™	OPTOPLANAR®	SyncFET™	UniFET™
FETBench™	PDP SPM™	Sync-Lock™	VCX™
FlashWriter®*			VisualMax™
FPS™			XS™

* Trademarks of System General Corporation, used under license by Fairchild Semiconductor.

DISCLAIMER

FAIRCHILD SEMICONDUCTOR RESERVES THE RIGHT TO MAKE CHANGES WITHOUT FURTHER NOTICE TO ANY PRODUCTS HEREIN TO IMPROVE RELIABILITY, FUNCTION, OR DESIGN. FAIRCHILD DOES NOT ASSUME ANY LIABILITY ARISING OUT OF THE APPLICATION OR USE OF ANY PRODUCT OR CIRCUIT DESCRIBED HEREIN; NEITHER DOES IT CONVEY ANY LICENSE UNDER ITS PATENT RIGHTS, NOR THE RIGHTS OF OTHERS. THESE SPECIFICATIONS DO NOT EXPAND THE TERMS OF FAIRCHILD'S WORLDWIDE TERMS AND CONDITIONS, SPECIFICALLY THE WARRANTY THEREIN, WHICH COVERS THESE PRODUCTS.

LIFE SUPPORT POLICY

FAIRCHILD'S PRODUCTS ARE NOT AUTHORIZED FOR USE AS CRITICAL COMPONENTS IN LIFE SUPPORT DEVICES OR SYSTEMS WITHOUT THE EXPRESS WRITTEN APPROVAL OF FAIRCHILD SEMICONDUCTOR CORPORATION.

As used herein:

1. Life support devices or systems are devices or systems which, (a) are intended for surgical implant into the body or (b) support or sustain life, and (c) whose failure to perform when properly used in accordance with instructions for use provided in the labeling, can be reasonably expected to result in a significant injury of the user.
2. A critical component in any component of a life support, device, or system whose failure to perform can be reasonably expected to cause the failure of the life support device or system, or to affect its safety or effectiveness.

ANTI-COUNTERFEITING POLICY

Fairchild Semiconductor Corporation's Anti-Counterfeiting Policy. Fairchild's Anti-Counterfeiting Policy is also stated on our external website, www.fairchildsemi.com, under Sales Support.

Counterfeiting of semiconductor parts is a growing problem in the industry. All manufacturers of semiconductor products are experiencing counterfeiting of their parts. Customers who inadvertently purchase counterfeit parts experience many problems such as loss of brand reputation, substandard performance, failed applications, and increased cost of production and manufacturing delays. Fairchild is taking strong measures to protect ourselves and our customers from the proliferation of counterfeit parts. Fairchild strongly encourages customers to purchase Fairchild parts either directly from Fairchild or from Authorized Fairchild Distributors who are listed by country on our web page cited above. Products customers buy either from Fairchild directly or from Authorized Fairchild Distributors are genuine parts, have full traceability, meet Fairchild's quality standards for handling and storage and provide access to Fairchild's full range of up-to-date technical and product information. Fairchild and our Authorized Distributors will stand behind all warranties and will appropriately address any warranty issues that may arise. Fairchild will not provide any warranty coverage or other assistance for parts bought from Unauthorized Sources. Fairchild is committed to combat this global problem and encourage our customers to do their part in stopping this practice by buying direct or from authorized distributors.

PRODUCT STATUS DEFINITIONS

Definition of Terms

Datasheet Identification	Product Status	Definition
Advance Information	Formative / In Design	Datasheet contains the design specifications for product development. Specifications may change in any manner without notice.
Preliminary	First Production	Datasheet contains preliminary data; supplementary data will be published at a later date. Fairchild Semiconductor reserves the right to make changes at any time without notice to improve design.
No Identification Needed	Full Production	Datasheet contains final specifications. Fairchild Semiconductor reserves the right to make changes at any time without notice to improve the design.
Obsolete	Not In Production	Datasheet contains specifications on a product that is discontinued by Fairchild Semiconductor. The datasheet is for reference information only.

Rev. I49