

Features

- Ideally Suited for ESD Protection
- Small Surface Mount Package
- Excellent Clamping Capability, Fast Response Time
- **Lead Free By Design/RoHS Compliant (Note 1)**
- **"Green" Device (Note 2)**

Mechanical Data

- Case: SOD523
- Case Material: Molded Plastic, "Green" Molding Compound.
UL Flammability Classification Rating 94V-0
- Moisture Sensitivity: Level 1 per J-STD-020
- Terminal Connections: Cathode Band
- Terminals: Solderable per MIL-STD-202, Method 208
- Terminals: Finish - Matte Tin annealed over Alloy 42 leadframe.
Solderable per MIL-STD-202, Method 208
- Weight: 0.001 grams (approximate)

Top View

Ordering Information (Note 3)

Part Number	Case	Packaging
(Type Number)-7* (Note 4)	SOD523	3000/Tape & Reel

* Add "-7" to the appropriate type number in Electrical Characteristics Table on page 1 example: 5.0V TVS = T5V0S5-7.

- Notes:
1. No purposefully added lead.
 2. Diodes Inc.'s "Green" policy can be found on our website at <http://www.diodes.com>.
 3. For packaging details, go to our website at <http://www.diodes.com>.
 4. Dispensed in every other cavity of the tape.

Marking Information



xx = Product Type Marking Code
(See Electrical Characteristics Table)

Maximum Ratings @T_A = 25°C unless otherwise specified

Characteristic		Symbol	Value	Unit
Forward Voltage @ I _F = 10mA		V _F	0.9	V
ESD Rating	Human Body Model	ESD	8	kV
	Machine Model		400	V
	IEC61000-4-2 Air Discharge		30	kV
	IEC61000-4-2 Contact Discharge		30	kV

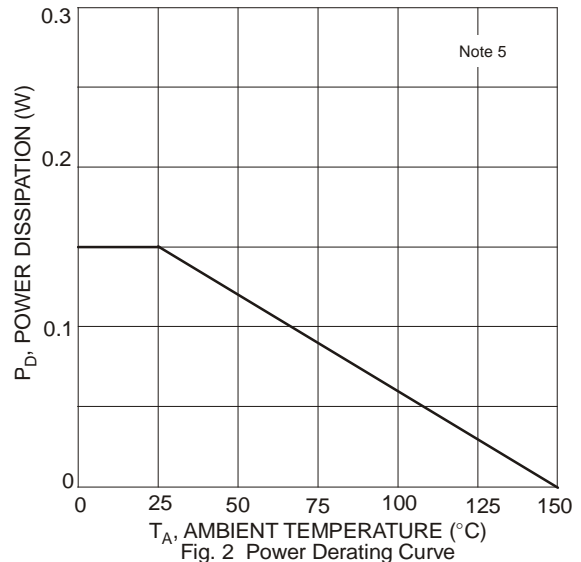
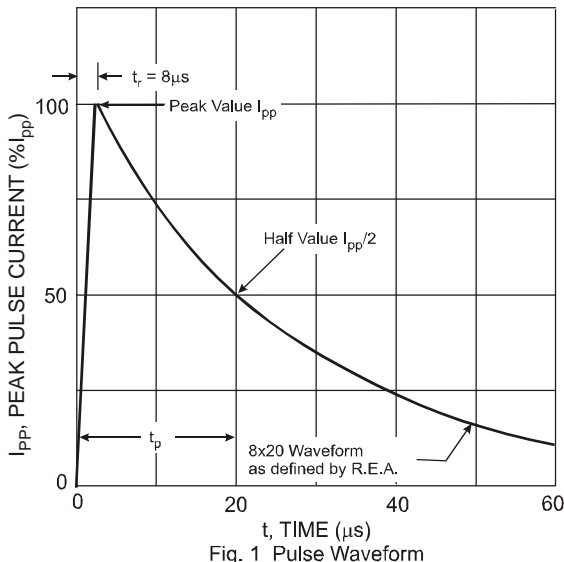
Thermal Characteristics

Characteristic	Symbol	Value	Unit
Power Dissipation (Note 5) (See figure 2)	P _D	150	mW
Thermal Resistance, Junction to Ambient Air (Note 5)	R _{θJA}	833	°C/W
Operating and Storage Temperature Range	T _J , T _{STG}	-65 to +150	°C

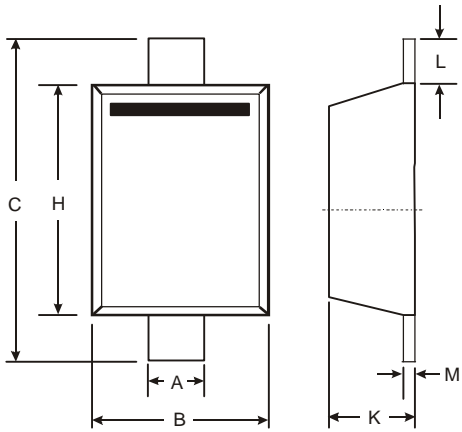
Electrical Characteristics @T_A = 25°C unless otherwise specified

Part Number	Reverse Standoff Voltage	Min. Breakdown Voltage V _{BR} @ I _T	Test Current	Max. Reverse Leakage @ V _{RWM} (Note 6)	Typ. Clamping Voltage @ I _{PP} = 5A (t _p = 8 x 20 μs) (See figure 1)	Max. Clamping Voltage V _c @ I _{PP} (t _p = 8 x 20 μs) (See Figure 1)	Max. Clamping Voltage V _c @ I _{PP} (t _p = 8 x 20 μs) (See Figure 1)	Peak Power Dissipation (See Figure 1)	Typical Total Capacitance V _R = 0V f = 1MHz	Marking Code		
	V _{RWM} (V)	Min (V)	I _T (mA)	I _R (μA)	V _C (V)	V _C (V)	I _{PP} (A)	V _C (V)	I _{PP} (A)		P _{PK} (W)	C _T (pF)
T3V3S5	3.3	5.0	1.0	1	8.4	14.1	11.2	16	16	220	85	ED
T5V0S5	5.0	6.2	1.0	0.05	15	22	9.4	27	15	260	100	EJ
T6V0S5	6.0	6.8	1.0	0.05	11.2	17	8.8	23	15	260	90	EL
T12S5	12	14.1	1.0	0.01	19.7	25	9.6	28	12	300	60	ES

- Notes: 5. Part mounted on FR-4 board with recommended pad layout, which can be found on our website at <http://www.diodes.com>.
6. Short duration pulse test used to minimize self-heating effect.

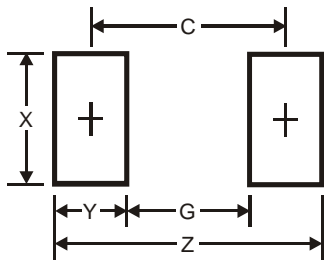


Package Outline Dimensions



SOD523		
Dim	Min	Max
A	0.25	0.35
B	0.70	0.90
C	1.50	1.70
H	1.10	1.30
K	0.55	0.65
L	0.10	0.30
M	0.10	0.12
All Dimensions in mm		

Suggested Pad Layout



Dimensions	Value (in mm)
Z	2.3
G	1.1
X	0.8
Y	0.6
C	1.7

IMPORTANT NOTICE

DIODES INCORPORATED MAKES NO WARRANTY OF ANY KIND, EXPRESS OR IMPLIED, WITH REGARDS TO THIS DOCUMENT, INCLUDING, BUT NOT LIMITED TO, THE IMPLIED WARRANTIES OF MERCHANTABILITY AND FITNESS FOR A PARTICULAR PURPOSE (AND THEIR EQUIVALENTS UNDER THE LAWS OF ANY JURISDICTION).

Diodes Incorporated and its subsidiaries reserve the right to make modifications, enhancements, improvements, corrections or other changes without further notice to this document and any product described herein. Diodes Incorporated does not assume any liability arising out of the application or use of this document or any product described herein; neither does Diodes Incorporated convey any license under its patent or trademark rights, nor the rights of others. Any Customer or user of this document or products described herein in such applications shall assume all risks of such use and will agree to hold Diodes Incorporated and all the companies whose products are represented on Diodes Incorporated website, harmless against all damages.

Diodes Incorporated does not warrant or accept any liability whatsoever in respect of any products purchased through unauthorized sales channel. Should Customers purchase or use Diodes Incorporated products for any unintended or unauthorized application, Customers shall indemnify and hold Diodes Incorporated and its representatives harmless against all claims, damages, expenses, and attorney fees arising out of, directly or indirectly, any claim of personal injury or death associated with such unintended or unauthorized application.

Products described herein may be covered by one or more United States, international or foreign patents pending. Product names and markings noted herein may also be covered by one or more United States, international or foreign trademarks.

LIFE SUPPORT

Diodes Incorporated products are specifically not authorized for use as critical components in life support devices or systems without the express written approval of the Chief Executive Officer of Diodes Incorporated. As used herein:

A. Life support devices or systems are devices or systems which:

1. are intended to implant into the body, or
2. support or sustain life and whose failure to perform when properly used in accordance with instructions for use provided in the labeling can be reasonably expected to result in significant injury to the user.

B. A critical component is any component in a life support device or system whose failure to perform can be reasonably expected to cause the failure of the life support device or to affect its safety or effectiveness.

Customers represent that they have all necessary expertise in the safety and regulatory ramifications of their life support devices or systems, and acknowledge and agree that they are solely responsible for all legal, regulatory and safety-related requirements concerning their products and any use of Diodes Incorporated products in such safety-critical, life support devices or systems, notwithstanding any devices- or systems-related information or support that may be provided by Diodes Incorporated. Further, Customers must fully indemnify Diodes Incorporated and its representatives against any damages arising out of the use of Diodes Incorporated products in such safety-critical, life support devices or systems.

Copyright © 2011, Diodes Incorporated

www.diodes.com