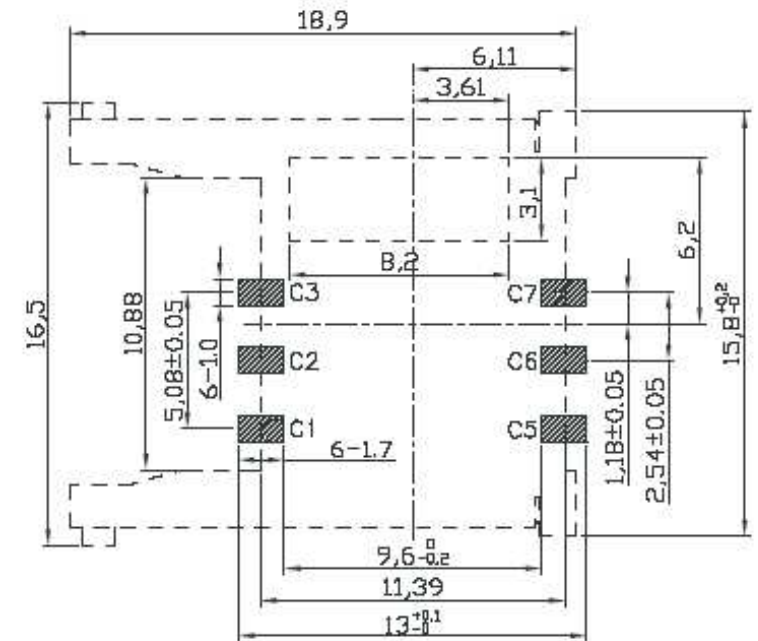
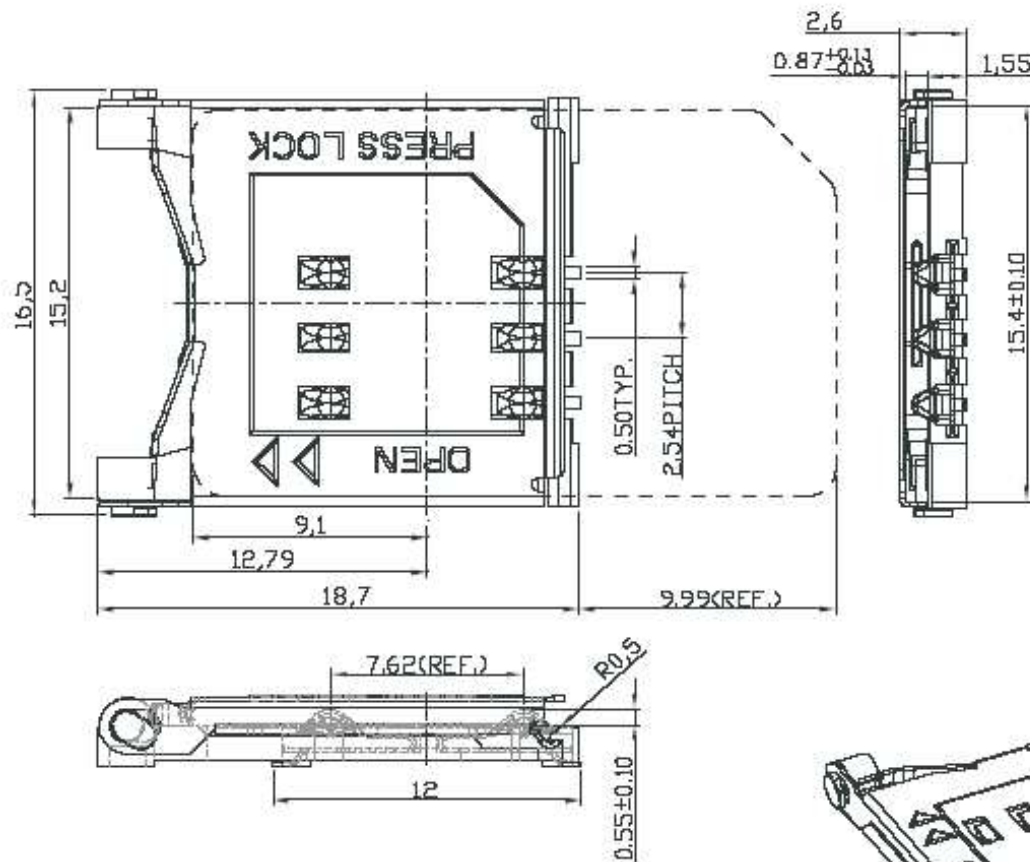
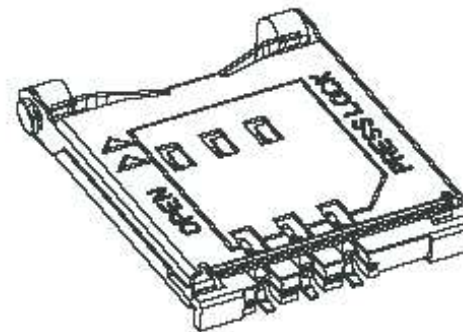


REV	ECN. NO.	APP	DATE
A	EDIÇÃO INICIAL		
B	NOVO CÓDIGO		



Unit: mm; Tolerances: ± 0.15 mm
Reference dimension for PCB layout



HOW TO ORDER: ICC426[]CDR

1

1- Nr. of Contacts
06 or 08.

TECHNICAL CHARACTERISTICS

1. General Characteristics

Dimension: 18.70L x 16.50W x 2.60H mm
Weight: Approx. 0.90g
Contact principle: Friction technology
Operating position: Shaft up / Down / Horizontal
Mounting System: SMT Type (without post)
Durability: 4,000 cycles min.

2. Mechanical Characteristics

Insulation material: Thermoplastic, UL 94V-0
RoHS Directive 2002/95/EC Compliant

3. Electrical Characteristics

Number of contacts: 6, 8 pins (optional)
Contact resistance: 50 m Ω typical, 100 m Ω max.
Insulation resistance: >1000 M Ω / 500 VDC

4. Solderability

Wave: Not applicable
IR reflow: 260°C, 10 sec. Max.
Manual soldering: 360°C, 3 sec. Max.

5. Environmental Characteristics

Operating temperature: - 40°C, ~ + 85°C,
Operating humidity: 10 % ~ 95 % RH
Storage temperature: - 40°C, ~ + 85°C,
Storage humidity: 10 % ~ 95 % RH



MATRIX TECNOLOGIA IND. E COM. LTDA.

UNIT	SCALE	TITLE	DATE
mm		ICC426 X CDR	MARCH 2010
TOLERANCE: ± 0.25			APP. BY
		MATL	CHK. BY
		DWG. NO.	DR. BY FELIPE