

REV	ECN. NO.	APP	DATE
A	EDIÇÃO INICIAL		
B	NOVO CÓDIGO		

SPECIFICATIONS

HOUSING

BODY MATERIAL: THERMOPLASTIC (UL 94V-0), GREEN

CLAMP: NICKEL PLATED PHOSPHOR BRONZE

WIRE CAGE: NICKEL PLATED BRASS

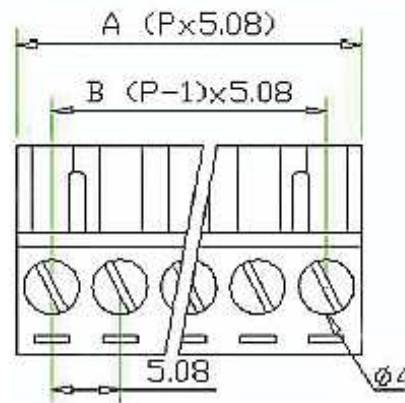
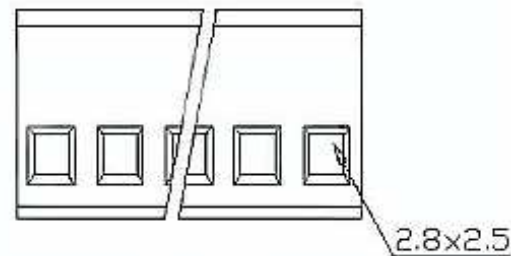
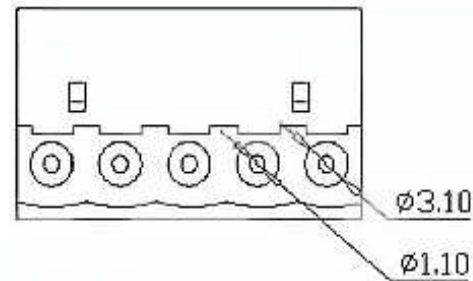
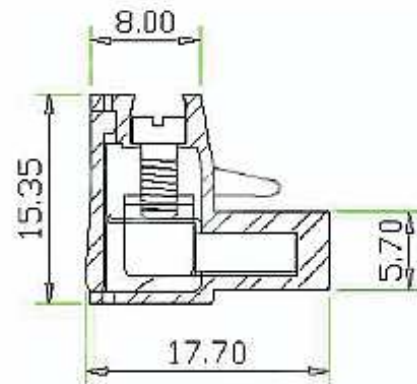
WIRE RANGE AWG: 16-12 STR.

SCREWS: ZINC PLATED STEEL

RATING: 12 AMPERES, 250 VAC

INSULATION WITHSTANDS VOLTAGE AC 2000V/MIN

INSULATION RESISTANCE 500MΩ OR MORE AT DC 500V



HOW TO ORDER:
5523[]PE5,08R
1

1- Nr. of Ways

POLE	2	3	4	5	6	7	8	9	10	11	12	13	14	15
A	10.16	15.24	20.32	25.4	30.48	35.56	40.64	45.72	50.8	55.88	60.96	66.04	71.12	76.2
B	5.08	10.16	15.24	20.32	25.4	30.48	35.56	40.64	45.72	50.8	55.88	60.96	66.04	71.12
POLE	16	17	18	19	20	21	22	23	24					
A	81.28	86.36	91.44	96.52	101.6	106.68	111.76	116.84	121.92					
B	76.2	81.28	86.36	91.44	96.52	101.6	106.68	111.76	116.84					

		MATRIX TECNOLOGIA IND. E COM. LTDA.	
UNIT	SCALE	TITLE	DATE
mm		5,08mm PITCH TERMINAL BLOCK H= 13,35mm PCB	JANUARY 2010
TOLERANCE: ±0.25			APP. BY
		MATL	CHK. BY
DWG. NO.			DR. BY Felipe