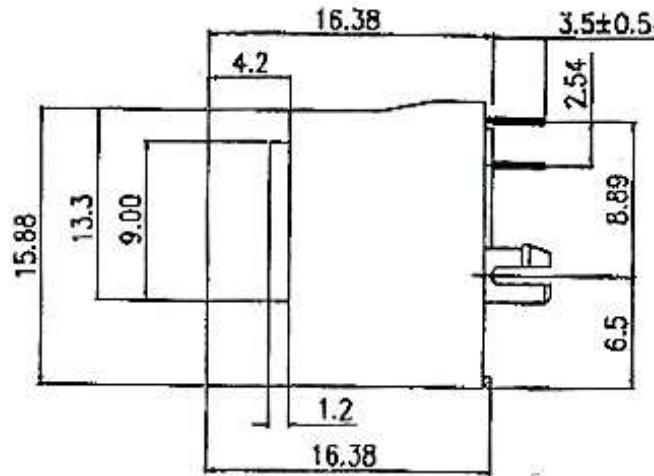
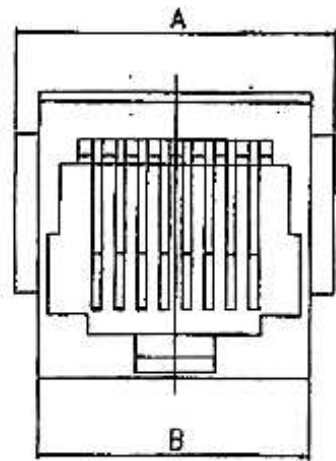
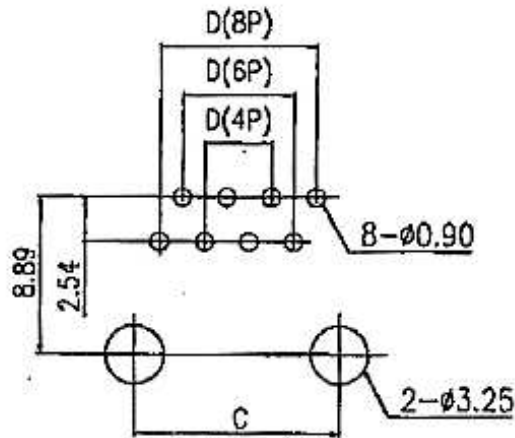


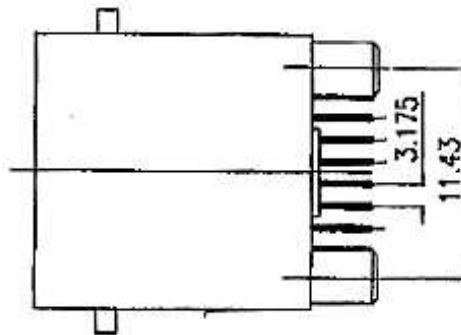
REV	ECN. NO.	APP	DATE
A	EDIÇÃO INICIAL		



No. of Positions	Dimensions			
	A	B	C	D
4	13.97	11.43	7.62	3.81
6	15.90	13.46	10.16	6.35
8	17.84	15.36	11.43	8.89



PCB Layout



HOW TO ORDER: 2002[] [] [A][S]52[R] 1 2 3 4 5

- | | | |
|---|--|--|
| 1- No. Contact
(42)-4P2C
(44)-4P4C
(62)-6P2C
(64)-6P4C
(66)-6P6C
(88)-8P8C | 2- Contact Plating:
()-Gold Flash
(K)-Gold 6U"
(C)-Gold 15U"
(D)-Gold 30U"
(M)-Gold 50U" | 4- Foot Type:
(H)-Half Round Foot
(S)-Split Foot |
| 3- Body Option:
(A)-With Panel Stop (Unshielded)
(B)-W/O Panel Stop (Unshielded)
(D)-W/O Panel Stop (Shielded) | | 5- (R)-RoHS Compliant |



MATRIX Tecnologia Ind. e Com. Ltda.

UNIT mm	SCALE	TITLE Top Entry PCB Jack "F" Type	DATE September 2007
TOLERANCE: ±0.25			APP. BY
		MATL	CHK. BY
		DWG. NO.	DR. BY Dino