

REV	ECN. NO.	APP	DATE
A	EDIÇÃO INICIAL		
B	NOVO CÓDIGO		

Pos	Dim. A	Dim. B	Dim. C	Dim. D	Dim. E	Dim. F	Pos	Dim. A	Dim. B	Dim. C	Dim. D	Dim. E	Dim. F
8	14.86	8.89	7.62	14.66	13.55	5.00	30	42.80	36.83	35.56	42.80	13.45	4.85
10	17.40	11.43	10.16	17.20	13.55	5.00	34	47.88	41.91	40.64	47.68	13.55	5.00
12	19.94	13.97	12.70	19.74	13.55	5.00	36	50.42	44.45	43.18	50.22	13.55	5.00
14	22.48	16.51	15.24	22.28	13.55	5.00	40	55.50	49.53	48.26	55.30	13.55	5.00
16	25.02	19.05	17.78	24.82	13.55	5.00	44	60.58	54.61	53.34	60.38	13.55	5.00
18	27.56	21.59	20.32	27.36	13.55	5.00	50	68.20	62.23	60.96	68.40	13.45	4.85
20	30.10	24.13	22.86	29.90	13.55	5.00	60	80.90	74.93	73.66	80.70	13.55	5.00
24	35.18	29.21	27.94	34.98	13.55	5.00	64	85.98	80.01	78.74	85.78	13.55	5.00
26	37.72	31.75	30.48	37.52	13.55	5.00							

HOW TO ORDER: 4401[][SR][]WBR 1 2 3

1- Nr. of Ways
See Table

2- Function
(SR) With Strain Relief
() Without Strain Relief

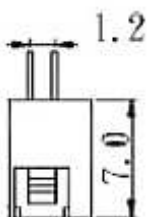
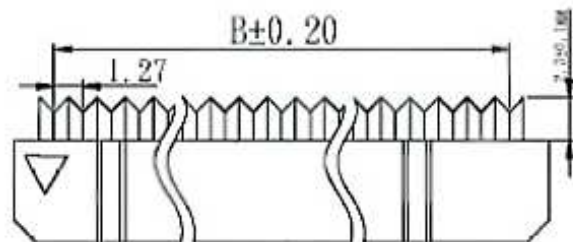
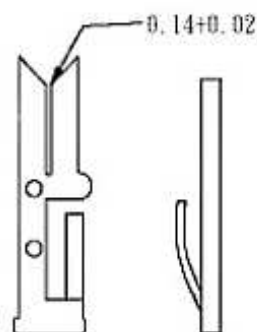
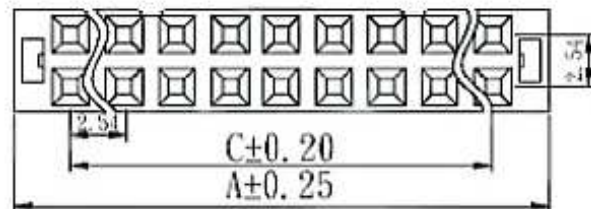
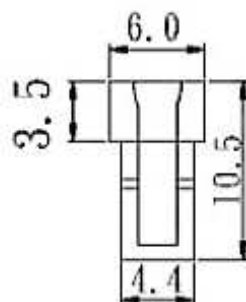
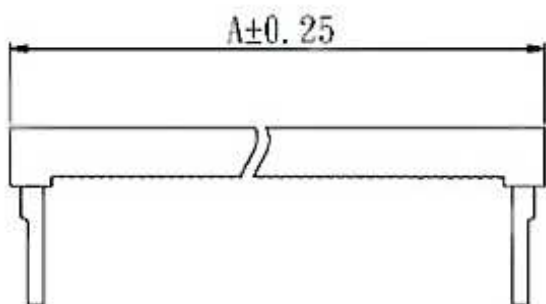
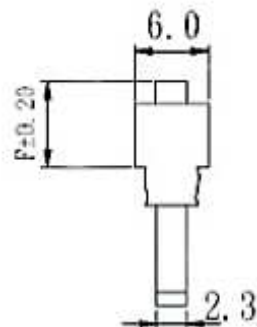
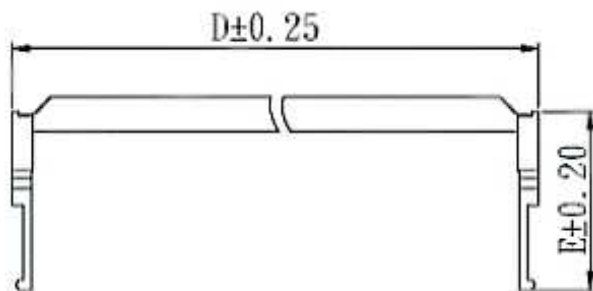
3- Terminal Plating
(E)-Sn

(D)-FLASH Au
(F)-0,38um Au
(G)-0,76um Au
(C)-0,38um Au/Sn
(H)-0,76um Au/Sn



MATRIX Tecnologia Ind. e Com. Ltda.

UNIT	SCALE	TITLE	DATE
mm		2.54mm IDC Socket With Bump	DECEMBER 2009
TOLERANCE: ±0.25			APP. BY
		MATL	CHK. BY
		DWG. NO.	DR. BY Felipe



Pos	Dim. A	Dim. B	Dim. C	Dim. D	Dim. E	Dim. F
8	14.86	8.89	7.62	14.66	13.55	5.00
10	17.40	11.43	10.16	17.20	13.55	5.00
12	19.94	13.97	12.70	19.74	13.55	5.00
14	22.48	16.51	15.24	22.28	13.55	5.00
16	25.02	19.05	17.78	24.82	13.55	5.00
18	27.56	21.59	20.32	27.36	13.55	5.00
20	30.10	24.13	22.86	29.90	13.55	5.00
24	35.18	29.21	27.94	34.98	13.55	5.00
26	37.72	31.75	30.48	37.52	13.55	5.00

REV	ECN. NO.	APP	DATE
A	EDIÇÃO INICIAL		
B	NOVO CÓDIGO		

Pos	Dim. A	Dim. B	Dim. C	Dim. D	Dim. E	Dim. F
30	42.80	36.83	35.56	42.80	13.45	4.85
34	47.88	41.91	40.64	47.68	13.55	5.00
36	50.42	44.45	43.18	50.22	13.55	5.00
40	55.50	49.53	48.26	55.30	13.55	5.00
44	60.58	54.61	53.34	60.38	13.55	5.00
50	68.20	62.23	60.96	68.40	13.45	4.85
60	80.90	74.93	73.66	80.70	13.55	5.00
64	85.98	80.01	78.74	85.78	13.55	5.00

HOW TO ORDER:
4401[][SR][]R
1 2 3

- 1- Nr. of Ways
See Table
- 2- Function
(SR) With Strain Relief
() Without Strain Relief
- 3- Terminal Plating
(E)-Sn
(D)-FLASH Au
(F)-0,38um Au
(G)-0,76um Au
(C)-0,38um Au/Sn
(H)-0,76um Au/Sn

		MATRIX Tecnologia Ind. e Com. Ltda.	
UNIT mm	SCALE	TITLE	DATE DECEMBER 2009
TOLERANCE: ±0.25		2.54mm IDC Socket	APP. BY
		MATL	CHK. BY
		DWG. NO.	DR. BY Felipe