


SIX ELEMENT COMMON - CATHODE SCHOTTKY ARRAY

Features

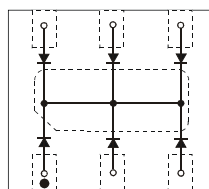
- Low Forward Voltage Drop
- Fast Switching
- Very High Density (Six diode Elements in a sub-miniature Package)
- **Lead Free/RoHS Compliant (Note 2)**
- **"Green" Device (Note 3)**



Top View

Mechanical Data

- Case: DFN1616-6
- Case Material: Molded Plastic. UL Flammability Classification Rating 94V-0
- Moisture Sensitivity: Level 1 per J-STD-020D
- Terminals: Solderable per MIL-STD-202, Method 208
- Lead Free Plating (NiPdAu Finish annealed over Copper leadframe).
- Polarity: Pin 1 Dot and Center Pad notch, See diagram
- Marking Information: See Page 2
- Ordering Information: See Page 2
- Weight: 0.004 grams (approximate)



Device Schematic

Maximum Ratings @T_A = 25°C unless otherwise specified

Single phase, half wave, 60Hz, resistive or inductive load.
For capacitance load, derate current by 20%.

Characteristic	Symbol	Value	Unit
Peak Repetitive Reverse Voltage	V _{RRM}	30	V
Working Peak Reverse Voltage	V _{RWM}		
DC Blocking Voltage	V _R		
Forward Continuous Current	I _{FM}	200	mA
Non-Repetitive Peak Forward Surge Current @ t < 1.0s	I _{FSM}	625	mA

Thermal Characteristics

Characteristic	Symbol	Value	Unit
Power Dissipation (total package)	P _D	250	mW
Thermal Resistance Junction to Ambient Air	R _{θJA}	400	°C/W
Operating Temperature Range	T _J	-55 to +125	°C
Storage Temperature Range	T _{STG}	-65 to +125	°C

Electrical Characteristics @T_A = 25°C unless otherwise specified

Characteristic	Symbol	Min	Typ	Max	Unit	Test Condition
Reverse Breakdown Voltage (Note 1)	V _{(BR)R}	30	—	—	V	I _R = 100μA
Forward Voltage	V _F	—	260	300	mV	I _F = 0.1mA
			—	360		I _F = 1.0mA
			—	460		I _F = 10mA
			525	570		I _F = 30mA
Reverse Current (Note 1)	I _R	—	25	125	nA	V _R = 1V
			30	150	nA	V _R = 2V
			35	500	nA	V _R = 5V
			100	700	nA	V _R = 30V
Reverse Recovery Time	t _{rr}	—	—	5.0	ns	I _F = I _R = 10mA, I _{rr} = 0.1 x I _R , R _L = 100Ω

- Notes:
1. Short duration pulse test used to minimize self-heating effect.
 2. No purposefully added lead.
 3. Diodes Inc.'s "Green" policy can be found on our website at http://www.diodes.com/products/lead_free/index.php.

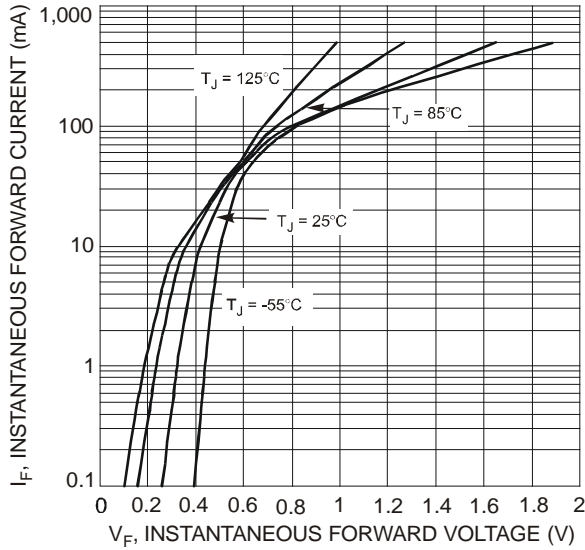


Fig. 1 Typical Forward Characteristics

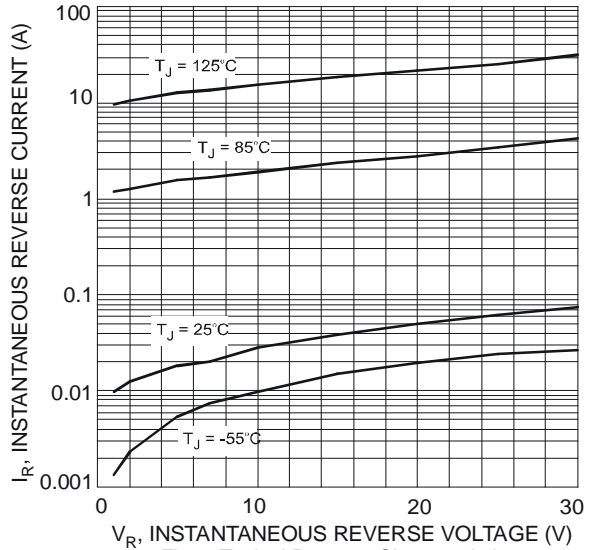


Fig. 2 Typical Reverse Characteristics

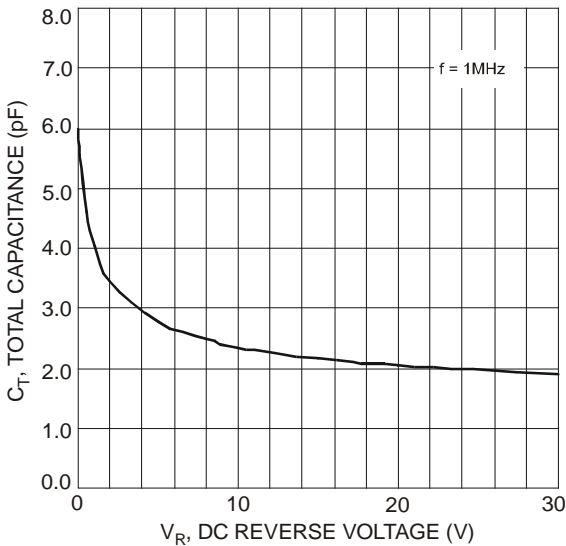


Fig. 3 Total Capacitance vs. Reverse Voltage

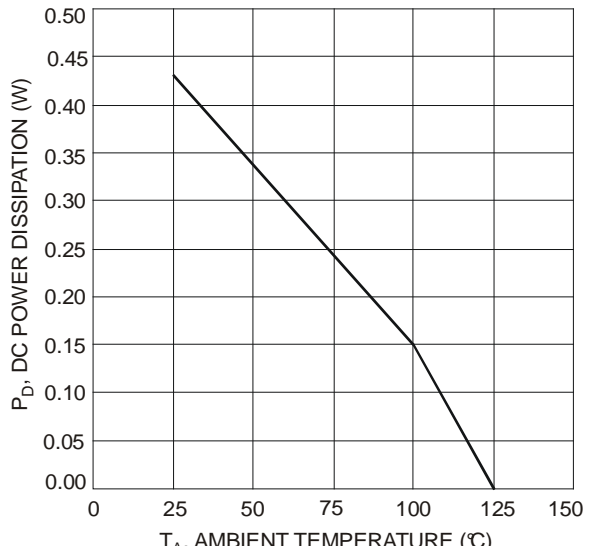


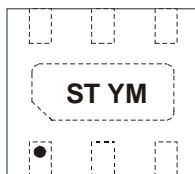
Fig. 4 Power Dissipation Derating

Ordering Information (Note 4)

Part Number	Case	Packaging
SDM6CC-7	DFN1616-6	3000/Tape & Reel

Notes: 4. For packaging details, go to our website at <http://www.diodes.com/datasheets/ap02007.pdf>.

Marking Information



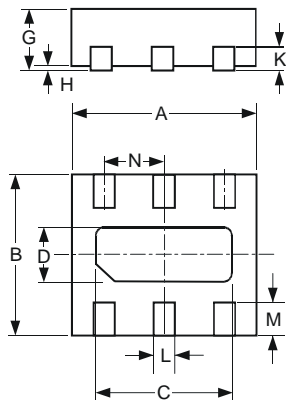
ST = Product Type Marking Code
 YM = Date Code Marking
 Y = Year ex: T = 2006
 M = Month ex: 9 = September

Date Code Key

Year	2006	2007	2008	2009	2010	2011	2012	2013	2014	2015
Code	T	U	V	W	X	Y	Z	A	B	C

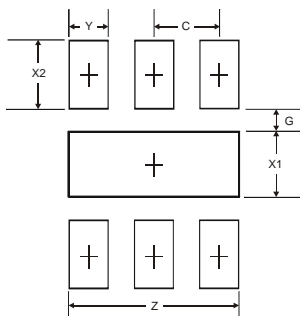
Month	Jan	Feb	Mar	Apr	May	Jun	Jul	Aug	Sep	Oct	Nov	Dec
Code	1	2	3	4	5	6	7	8	9	O	N	D

Package Outline Dimensions



DFN1616-6			
Dim	Min	Max	Typ
A	1.55	1.675	1.60
B	1.55	1.675	1.60
C	1.10	1.30	1.20
D	0.30	0.50	0.40
G	0.545	0.605	0.575
H	0	0.05	0.02
K	—	—	0.13
L	0.20	0.30	0.25
M	0.275	0.375	0.325
N	—	—	0.50
All Dimensions in mm			

Suggested Pad Layout



Dimensions	Value (in mm)
Z	1.3
G	0.175
X1	0.50
X2	0.525
Y	0.30
C	0.50

IMPORTANT NOTICE

Diodes Incorporated and its subsidiaries reserve the right to make modifications, enhancements, improvements, corrections or other changes without further notice to any product herein. Diodes Incorporated does not assume any liability arising out of the application or use of any product described herein; neither does it convey any license under its patent rights, nor the rights of others. The user of products in such applications shall assume all risks of such use and will agree to hold Diodes Incorporated and all the companies whose products are represented on our website, harmless against all damages.

LIFE SUPPORT

Diodes Incorporated products are not authorized for use as critical components in life support devices or systems without the expressed written approval of the President of Diodes Incorporated.