


Helping Customers Innovate, Improve & Grow



### Features

- Miniature Hybrid Design
- 16 Pin Flatpack
- Frequency Range: 4 MHz to 500 MHz
- Previous Model: CO-487

### Applications

## Performance Specifications

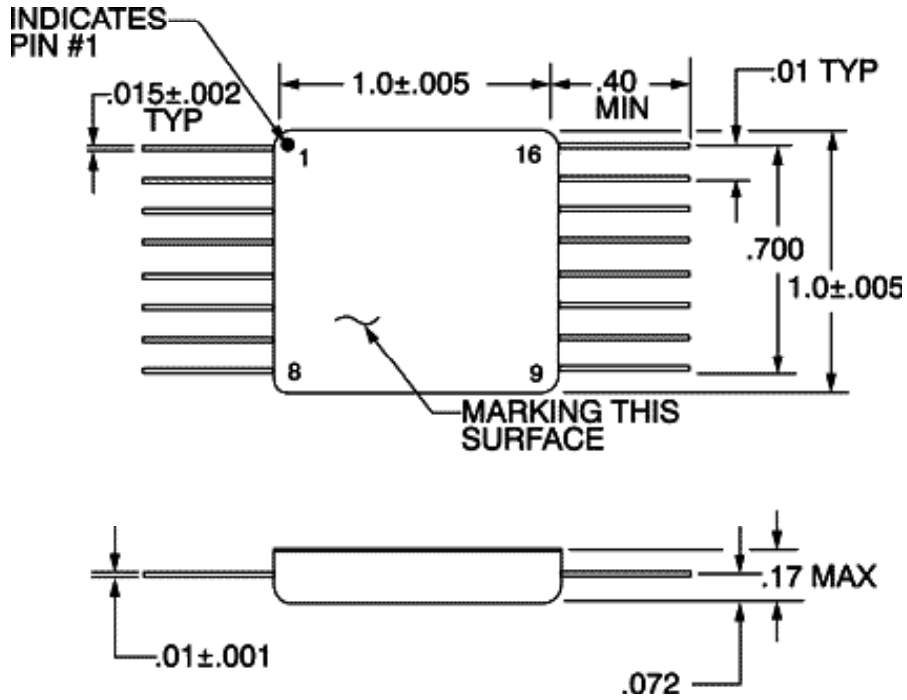
Parameter	Min	Typ	Max	Units	Condition
<b>Frequency Stabilities<sup>1</sup></b>					
vs. operating temperature range (referenced to +25°C)	-5		+5	ppm	0... +50°C
	-10		+10	ppm	0... +50°C
	-25		+25	ppm	0... +70°C (standard)
	-50		+50	ppm	-55... +85°C
	-50		+50	ppm	-55... +125°C
	-100		+100	pbm	-55... +125°C
Initial tolerance	-50		+50	ppm	@+25°C
	-25		+25	ppm	@+25°C
	-15		+15	ppm	@+25°C
	-10		+10	ppm	@+25°C
	-1		+1	ppm	Set via external capacitor (custom number required)
vs. aging / 1 year	-3		+3	ppm	after 30 days of operation
vs. aging / year (following years)	-2		+2	ppm	
<b>Supply Voltage (Vs)</b>					
Supply voltage (Standard)	14.75	15.0	15.25	VDC	
<b>RF Output</b>					
Signal	Sinewave				
Output Power (Standard)	+7			dBm	

## Performance Specifications

Parameter	Min	Typ	Max	Units	Condition
Output Power (Option)	+13			dBm	(custom number required)
Additional Parameters <sup>1</sup>					
Phase Noise <sup>3</sup> (typical 4-100 MHz)			-100	dBc/Hz	100 Hz
			-125	dBc/Hz	1 kHz
			-140	dBc/Hz	10 kHz
			-145	dBc/Hz	100 kHz

Screen Testing of Above Models					
SCREEN TEST	MIL-STD-883 METHOD	Standard		Options	
		CLASS X	CLASS B	CLASS S	
Stabilization Bake (150°C)	—	X	X	Class S screen test requirements include 24 hour additional bake-out, 80 hour additional burn-in, thermal shock, PIND test and radiographic inspection in addition to Class B Screening. Has major cost impact.	
Seal Test (Gross and Fine)	1014, Cond A2	X	X		
Temperature Cycling (Thermal Shock)	1010, Cond B		X		
Burn-in, operating 160 hours @125°C	—		X		
Acceleration (5000g in Y1 axis)	2001, Cond A		X		

## Outline Drawing / Enclosure



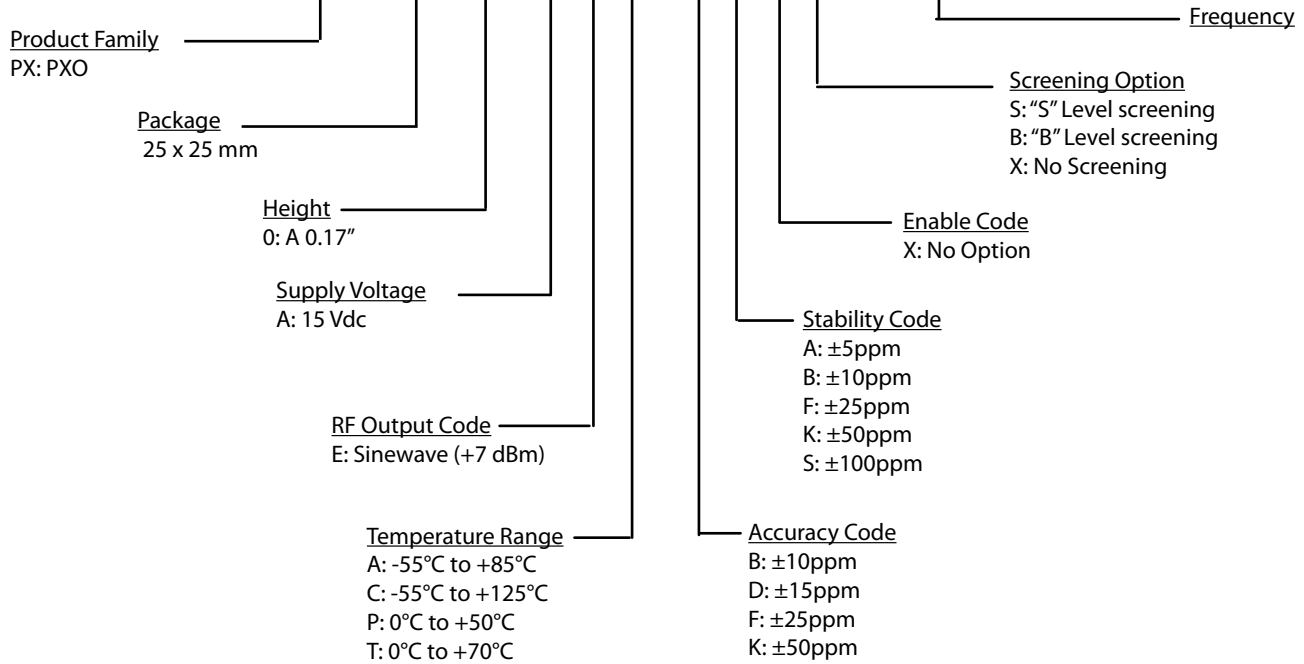
Dimensions in inches

Type A		
Code	Height "H"	Pin Length "L"
0	0.17	0.4

Pin Connections	
8	Ground
9, 10	Output
11	<200 MHz: no connection >200 Mhz: 0V, Case
16	Supply

## Ordering Information

**PX - 200 0 - A E T - F K X S - 10M000000**



**Notes:**

1. Contact factory for improved stabilities or additional product options. Not all options and codes are available at all frequencies.
2. Unless other stated all values are valid after warm-up time and refer to typical conditions for supply voltage, frequency control voltage, load, temperature (25°C).
3. Phase noise degrades with increasing output frequency.
4. Subject to technical modification.
5. Contact factory for availability.

## For Additional Information, Please Contact

**USA:**

Vectron International  
 267 Lowell Road  
 Hudson, NH 03051  
 Tel: 1.888.328.7661  
 Fax: 1.888.329.8328

**Europe:**

Vectron International  
 Landstrasse, D-74924  
 Neckarbischofsheim, Germany  
 Tel: +49 (0) 3328.4784.17  
 Fax: +49 (0) 3328.4784.30

**Asia:**

Vectron International  
 1F-2F, No 8 Workshop, No 308 Fenju Road  
 WaiGaoQiao Free Trade Zone  
 Pudong, Shanghai, China 200131  
 Tel: 86.21.5048.0777  
 Fax: 86.21.5048.1881

**Disclaimer**

Vectron International reserves the right to make changes to the product(s) and or information contained herein without notice. No liability is assumed as a result of their use or application. No rights under any patent accompany the sale of any such product(s) or information.

Rev: 2/23/2009 daf