




Anaren Integrated Radio EZ4x Module Series



A1101R09C-EZ4x

The A1101R09C-EZ4x is a high-performance demonstration platform, designed to showcase Anaren's family of FCC & IC certified AIR Modules. It features an A1101R09C AIR 900 MHz connectorized Module, and is designed to quickly connect to the Texas Instruments eZ430 Development Kit battery board or USB debugging interface

Product Overview

The A1101R09C-EZ4x is a target board assembly with the Anaren A1101R09C radio module in the industry's smallest package (9 x 12 x 2.5mm) mounted on it.

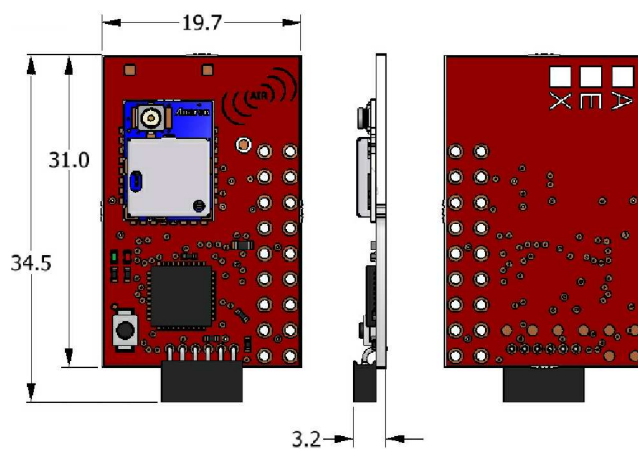
This module is fully compliant with Texas Instruments eZ430-RF2500 Development Kit, and plugs directly into either the battery board or USB debugging interface via the 6 pin header. It is designed to be a direct-replacement for the access point and end point target board modules included with the Texas Instrument eZ430-RF2500 Development Kit. Each Anaren A1101R09C Radio Module is FCC & IC certified and incorporates the Texas Instruments CC1101 transceiver chip.

As a stand-alone module for your final design implementation, Anaren's A1101R09C has an LGA pad footprint with an industry-standard U.FL

button connector receptacle. This module is designed to effortlessly integrate into a wide range of applications, including: industrial control, building automation, low-power wireless sensor networks, lighting control, and automated meter reading.



Layout

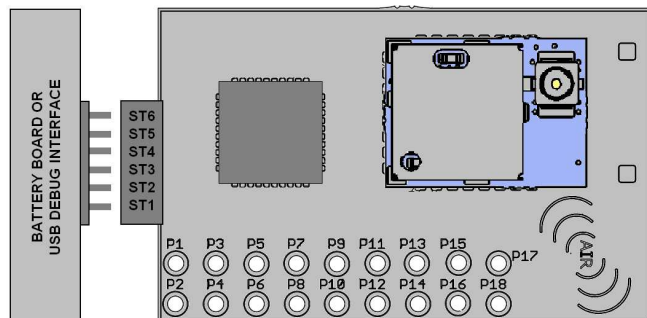




Anaren Integrated Radio

Pin Diagram

EZ4x Connections




Battery / USB:

ST1	P3.4 / UCA0TXD / UCA0SIMO
ST2	GND
ST3	RST / SBWTDIO
ST4	TEST / SBWTCK
ST5	VCC (3.6V)
ST6	P3.5 / UCA0RXD / UCA0SOMI

Interface:

P1	GND
P2	VCC
P3	P2.0 / ACLK / A0 / OA0I0
P4	P2.1 / TAINCLK / SMCLK / A1 / A0O
P5	P2.2 / TA0 / A2 / OA0I1
P6	P2.3 / TA1 / A3 / VREF- / VeREF- / OA1I1 / OA1O
P7	P2.4 / TA2 / A4 / VREF+ / VeREF+ / OA1I0
P8	P4.3 / TB0 / A12 / OA0O
P9	P4.4 / TB1 / A13 / OA1O
P10	P4.5 / TB2 / A14 / OA0I3
P11	P4.6 / TBOUTH / A15 / OA1I3
P12	GND
P13	P2.6 / XIN (GDO0)
P14	P2.7 / XOUT (GDO2)
P15	P3.2 / UCB0SOMI / UCB0SCL
P16	P3.3 / UCB0CLK / UCA0STE
P17	P3.0 / UCB0STE / UCA0CLK / A5
P18	P3.1 / UCB0SIMO / UCB0SDA

 This product is not to be used in any implantable medical device or external medical device intended to regulate or monitor biological functions, including but not limited to devices such as pacemakers, defibrillators, cardiac resynchronization devices, pressure sensors, biochemical stimulators and neurostimulators. ANAREN MAKES NO WARRANTY OF FITNESS OR MERCHANTABILITY OF THIS PRODUCT FOR ANY USE OF THIS TYPE. Anaren shall not be responsible for any consequential damages arising from the sale or use of this product for any use of this type. The ultimate user of the product assumes all risk of personal injury or death arising from a prohibited use.

Nomenclature


A1101R09C-EZ4X

1 2 3 4 5 6

A	(Anaren)
1	Chip series (CC1101, CC110L, CC2500)
2	Function (R = radio only)
3	Frequency band (x100MHz)
4	Form factor (A = Internal Antenna, C = Connector)
5	Module Type (EM1 = Eval Module, EZ4x = EZ-430 Module)
6	Firmware (EZ4 only) (A = Access Point, E = End Point, X = Custom (or no firmware))

To view the entire available family of AIR Modules & Development options, please visit our website at:

<http://www.anaren.com/air>



PLEASE NOTE: Additional information on the Texas Instruments CC1101 Development Kit can be found in the company's latest datasheet release at <http://www.ti.com>



Caution! ESD sensitive device. Precautions should be used when handling the device in order to prevent permanent damage.

