



AX6145

4U 14-slot Rackmount Chassis



Hold-on clamp bar with adjustable clips to secure add-on cards in different height




▲ Top view

Specifications

Standard Color	Beige
Construction	Heavy-duty steel
Drive Capacity	Exposed 2 x 5.25" HDD drive bay and 1 x 3.5" HDD drive bay; Internal 1 x 3.5" HDD drive bay
Cooling	2 x 8 cm ball-bearing fans (42.5 CFM/each) with a removable filter
Front Panel Indicators	1 x power on/off; 1 x HDD
Front Panel Controls	1 x power on/off; 1 x system reset
Front Panel Connectors	1 x DIN 5-pin keyboard
Pre-punched Rear Panel	2 x 9-pin; 1 x DIN 5-pin keyboard
System Board	SBCs or 12" x 9.6" ATX MB or IMB series


Features

- Two 5.25" and two 3.5" HDD drive bays
- Two 8 cm ball-bearing fans
- Supports 14-slot backplane or ATX MB
- 427 mm (16.8") depth suitable for undersized rack cabinet



427 mm

Designed for undersized rack



Two 8 cm ball-bearing fans equipped

Expansion Interface	14-slot backplane
Speaker	1 x 0.25W speaker
Operating Temperature	0°C ~ 40°C (32°F ~ 104°F)
RangeDimensions	482.6 mm (19") (W) x 427 mm (16.8") (D) x 177 mm (7") (H)
Weight (net/gross)	15 kg (33.07 lb)/16.3 kg (35.94 lb)

Power Supply Specifications

Items	Watt	Input	Specifications Output	MTBF
PS300- XP2	ATX 300W (PFC)	Slide Switch (115Vac/230Vac)	+5V @ 30/21.5A +12V @ 15A -12V @ 0.8A +3.3V @ 15/28A +5VSB @ 2A -5V @ 0.3A	100,000 hours
PS400- XP2	ATX 400W (PFC)	AC 90~264V(Auto)	+5V @ 20 A +12V1 @ 16 A +12V2 @ 16 A -12V @ 0.5 A +3.3V @ 20 A +5VSB @ 2.5 A	100,000 hours
PS500- XP2	ATX 500W (PFC)	AC 90~264V(Auto)	+5 V @ 24A +12 V @ 34A +12 V1 @ 17A +12 V2 @ 17A -12 V @ 0.8A +3.3 V @ 24A +5 VSB @ 2.5A	100,000 hours

Ordering Information

AX6145T(W)B/X400	14-slot version, with ATX 400W power supply
AX6145T(W)B/X300	14-slot version, with ATX 300W power supply
AX6145T(W)M/X400	MB version, with ATX 400W power supply
AX6145T(W)M/X300	MB version, with ATX 300W power supply

*Specifications and certifications are based on options and may vary.

** T-Black color; W-Beige color

Backplane Options

PICMG 1.0

Models	Slots per Segment (ISA/PCI/PCle/CPU)	Segment
ATX6022/13L	8/4/1	Single
ATX6022/14G	1/12/1	Single
ATX6022/14GP7	6/7/1	Single
ATX6022/14	9/4/1	Single

PICMG 1.3

Models	Slots per Segment (ISA/PCI/PCle/CPU)	Segment
FAB100	4/4/5/1	Single
FAB101	0/13/0/1	Single
FAB112	0/10/2/1	Single
FAB113	0/4/8/1	Single
FAB114	0/8/4/1	Single
FAB118	0/7/6/1	Single

Dimensions

