



# ETM620

AMD Geode™ LX Family ETX V3.0 SoM with Multiple I/O Features



## System

CPU	AMD Geode™ LX800 processor onboard
System Memory	1 x 200-pin SO-DIMM supports DDR-333/400 max. up to 1 GB
Chipset	AMD LX800 + CS5536AD
BIOS	Phoenix-Award
SSD	1 x CompactFlash™ type-II (optional; for PIO mode support only)
Watchdog Timer	255 levels, 1~255 sec.
Expansion Interface	4 x 32-bit PCI bus master 16-bit ISA bus
Battery	N/A
Power Requirements	AMD LX800 @500 MHz, 512MB DDR Max. RMS: +5V @ 1.547A
Size	114 x 95 mm
Board Thickness	1.6 mm
Operating Temperature	Standard: 0° ~ +60°C (32°F ~ 140°F)
Temperature	Optional: -40°C ~ +85°C (-40°F ~ +185°F)
Relative Humidity	10% ~ 95% relative humidity, non-condensing

## I/O


MIO	2 x IDE; PATA-100 1 x FDD (optional) 1 x LPT; with SPP/EPP/ECP supported 1 x PS/2 keyboard 1 x PS/2 mouse 2 x UARTs 1 x IrDA
SATA	2 x SATA-150
Hardware Monitoring	Detect CPU/system temperature and voltage
Ethernet	1 port as 10/100Mbps supports Wake-on-LAN, RPL/PXE Boot ROM with Realtek RTL8139DL
Audio	AC'97 Codec audio as MIC-in/Line-in/Line-out with Realtek ALC203
USB	4 x USB 2.0

## Display

Chipset	AMD LX intergrated
Memory Size	Max. up to 254 MB
Display Interface	1 x VGA 1 x TTL LCD; Max up to 24-bit

## Features

- AMD Geode™ LX800 processor onboard
- AMD LX800 + CS5536AD + ITE8888G chipset
- DDR SO-DIMM up to 1 GB
- 2 SATA-150, 2 PATA-100 supported
- Supports CRT, TTL LCD
- 3 PCI Bus master, ISA Bus supported
- TV-out (optional)
- Extended operating temperature (optional)



▲ Rear view

## Packing List

Quick installation guide, user's manual/utility CD, cable

## Ordering Information

### Standard

ETM620VEA-500 (P/N: E38G620100) (Fanless)	ETX 3.0 SoM with AMD Geode™ LX800 CPU onboard, VGA/TTL LCD, 10/100Mbps Ethernet, AC'97 audio and 2 UARTs ports
---	--

### Optional

ETM620VEA-500 -ET (P/N: E38G620102) (Fanless)	ETX 3.0 SoM with AMD Geode™ LX800 CPU onboard, VGA/TTL LCD, 10/100Mbps Ethernet, AC'97 audio, 2 UARTs ports and W.T. (-40°C ~ +85°C)
ETB9F000	ATX form factor baseboard

\* W.T.: Wide Temperature

SBC  
Services  
and Solutions

Systems  
on  
Modules

Embedded  
SBCs  
>EPIC

Embedded  
SBCs  
>3.5" Capa

Embedded  
SBCs  
>Nano-ITX

Embedded  
SBCs  
>Pico-ITX

Embedded  
SBCs  
>PC/104

Industrial  
Mother-  
boards

Slot  
CPU  
Cards

Accessories

Appendix