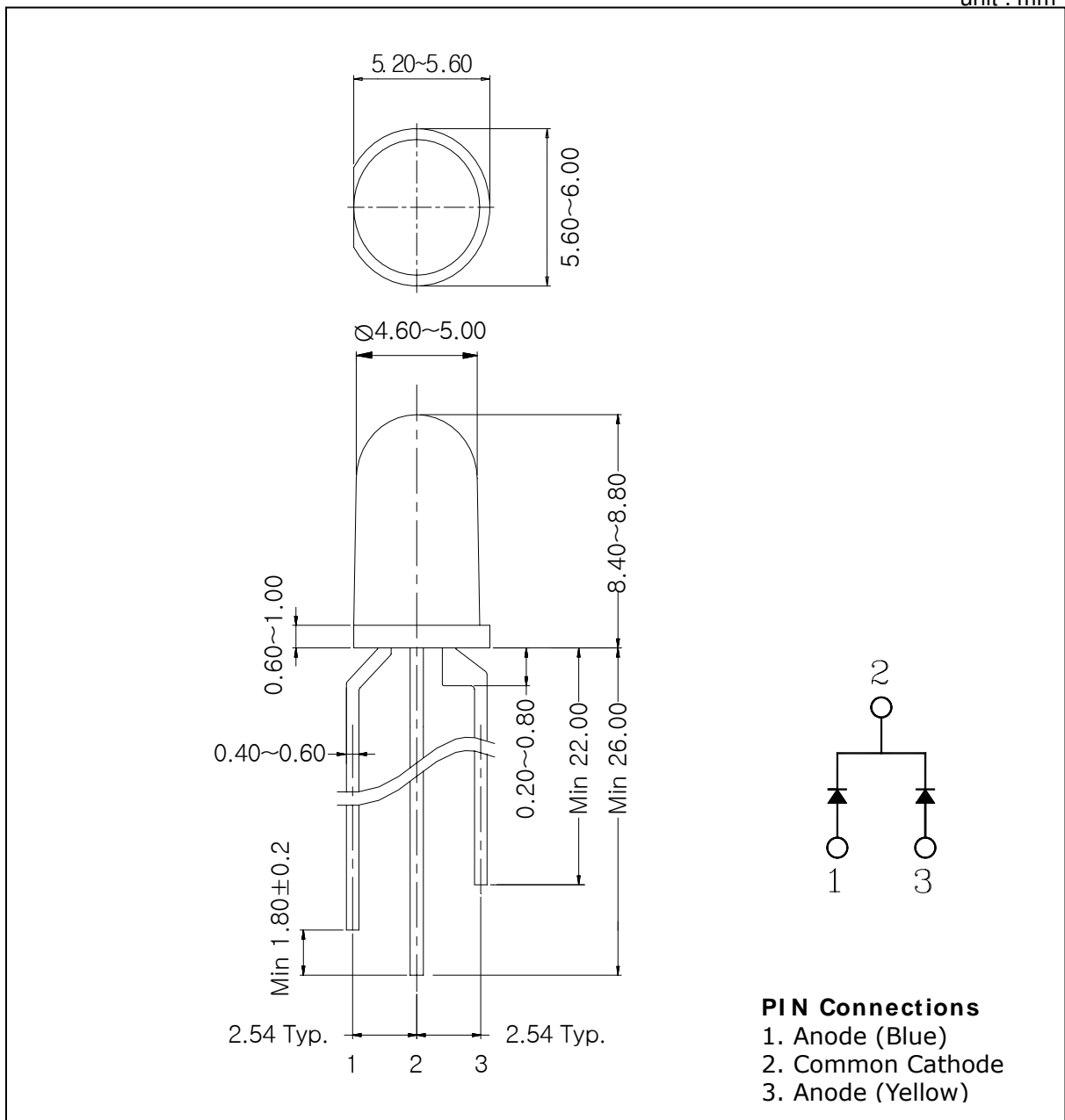


1. Features

- ◆ Milky Diffusion lens type
- ◆ $\phi 5\text{mm}$ (T-13/4) all plastic mold type
- ◆ Radiation color (Yellow, Blue)
- ◆ Low power consumption

2. Outline Dimensions

unit : mm



The contents of this data sheet are subject to change without advance notice for the purpose of improvement.
When using this product, would you please refer to the latest specifications.

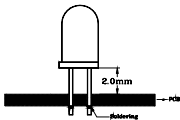
3. Absolute Maximum Ratings

(Ta=25°C)

Characteristic	Symbol	Rating		Unit
		Blue	Yellow	
Power dissipation	P_D	114	72	mW
Forward current	I_F	30	30	mA
*1Peak forward current	I_{FP}	50	50	mA
Reverse voltage	V_R	4	4	V
Operating temperature range	T_{opr}	-30~85		°C
Storage temperature range	T_{stg}	-30~100		°C
*2Soldering temperature	T_{sol}	260°C for 10 seconds		

*1.Duty ratio = 1/16, Pulse width = 0.1ms

*2.Keep the distance more than 2.0mm from PCB to the bottom of LED package



4. Electrical / Optical Characteristics

(Ta=25°C)

Characteristic	Symbol	Test Condition	Min	Typ	Max	Unit
*3Forward voltage	V_F	$I_F=20\text{mA}$	Blue	3.5	3.8	V
			Yellow	2.0	2.4	
*4Luminous intensity	I_V	$I_F=20\text{mA}$	Blue	140	-	mcd
			Yellow	230	-	
*5Dominant wavelength	λ_D	$I_F=20\text{mA}$	Blue	468	-	nm
			Yellow	590	-	
Spectrum bandwidth	$\Delta\lambda$	$I_F=20\text{mA}$	Blue	27	-	nm
			Yellow	16	-	
Reverse current	I_R	$V_R=4\text{V}$	-	-	10	uA
*6Half angle	$\theta_{1/2}$	$I_F=20\text{mA}$	Blue	± 35	-	deg
			Yellow	± 30	-	

*3. Forward voltage maximum tolerance for each grade classification limit is $\pm 0.1\text{V}$ *4. Luminous intensity maximum tolerance for each grade classification limit is $\pm 18\%$ *5. Dominant wavelength maximum tolerance for each grade classification limit is $\pm 1\text{nm}$ *6. $\theta_{1/2}$ is the off-axis angle where the luminous intensity is 1/2 the peak intensity◆ VF/ I_V / λ_D Grade Classification (Ta=25°C)

Test Condition @ $I_F=20\text{mA}$					
VF[V]		Luminous Intensity[mcd]		Dominant wavelength [nm]	
Blue	Yellow	Blue	Yellow	Blue	Yellow
2.9 - 3.8	1.8 - 2.4	K : 68 - 100	L : 100 - 155	460~475	585~595
		L : 100 - 155	M : 155 - 230		
		M : 155 - 230	N : 230 - 350		

(Do not use to combine grade classification. It must be used separately grade classification)

The contents of this data sheet are subject to change without advance notice for the purpose of improvement.
When using this product, would you please refer to the latest specifications.

5. Characteristic Diagrams

Fig. 1 $I_F - V_F$

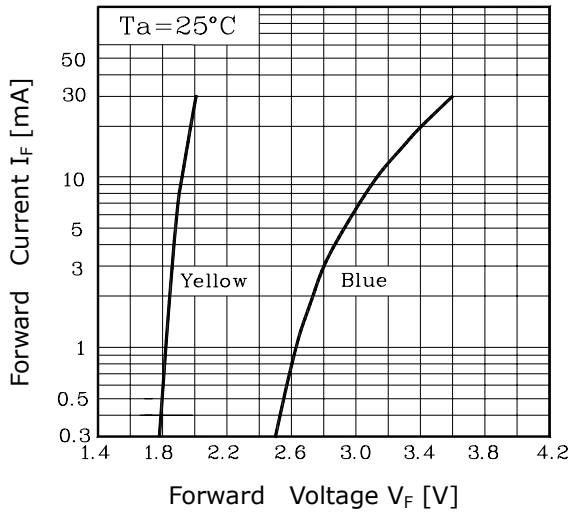


Fig. 2 $I_V - I_F$

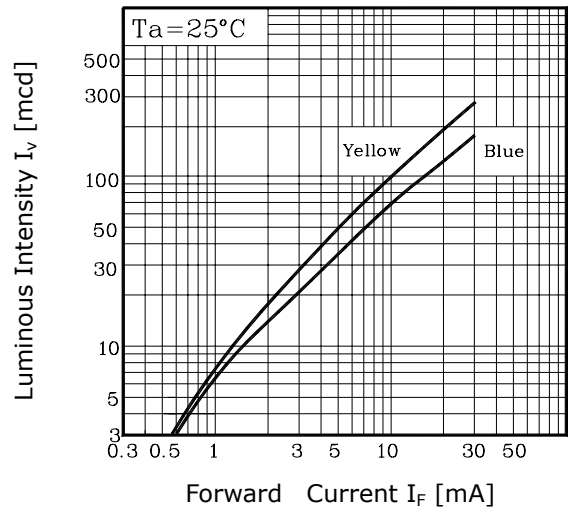


Fig. 3 $I_F - T_a$

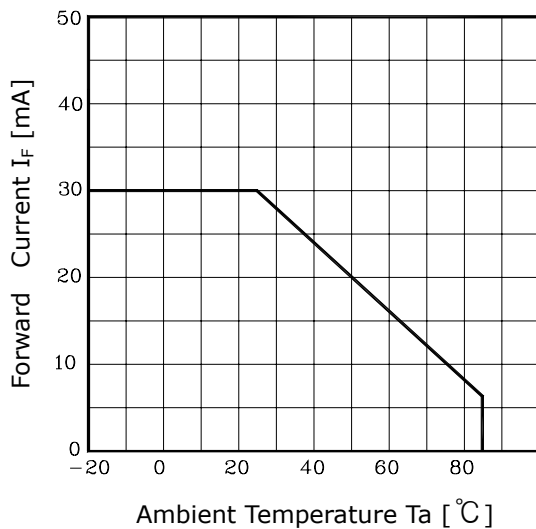


Fig. 4 Spectrum Distribution

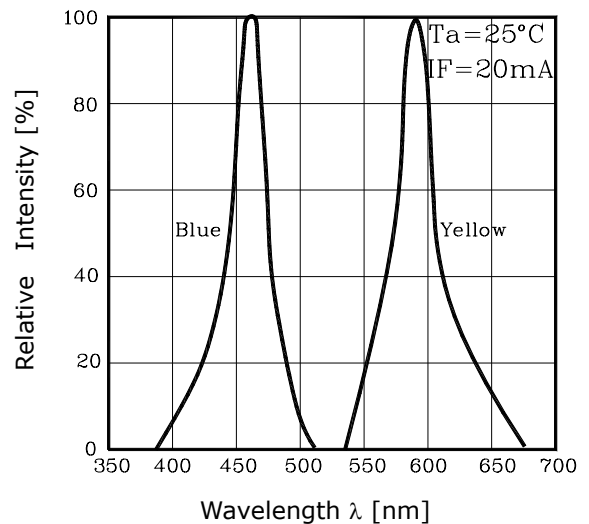
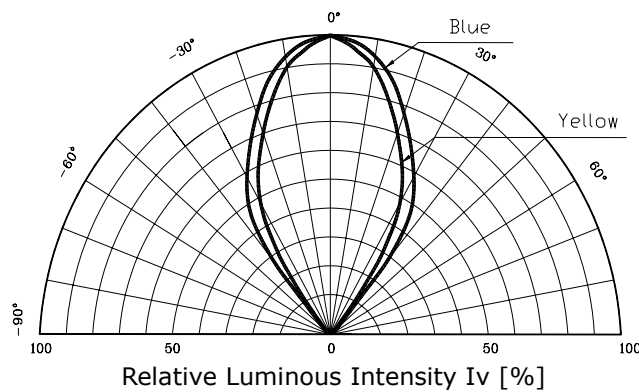


Fig. 5 Radiation Diagram



The contents of this data sheet are subject to change without advance notice for the purpose of improvement. When using this product, would you please refer to the latest specifications.