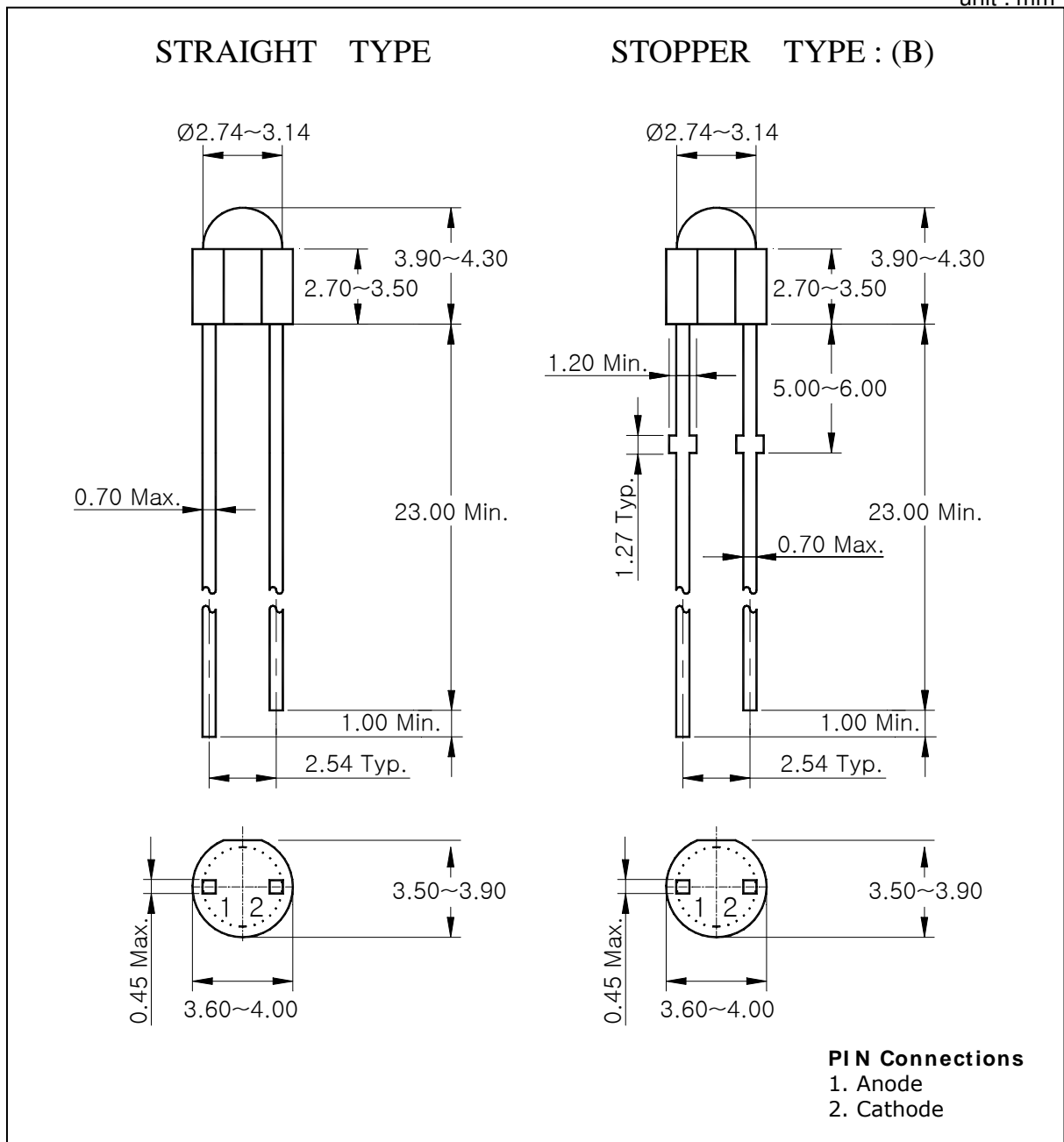


## 1. Features

- ◆ Yellow colored transparency lens type
- ◆  $\phi 3\text{mm}$ (T-1) all plastic mold type
- ◆ Wide viewing angle
- ◆ Low power consumption

## 2. Outline Dimensions

unit : mm



The contents of this data sheet are subject to change without advance notice for the purpose of improvement.  
 When using this product, would you please refer to the latest specifications.

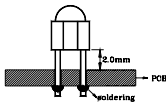
### 3. Absolute Maximum Ratings

(Ta=25°C)

| Characteristic              | Symbol    | Rating               | Unit |
|-----------------------------|-----------|----------------------|------|
| Power dissipation           | $P_D$     | 75                   | mW   |
| Forward current             | $I_F$     | 30                   | mA   |
| *1Peak forward current      | $I_{FP}$  | 50                   | mA   |
| Reverse voltage             | $V_R$     | 4                    | V    |
| Operating temperature range | $T_{opr}$ | -25~85               | °C   |
| Storage temperature range   | $T_{stg}$ | -30~100              | °C   |
| *2Soldering temperature     | $T_{sol}$ | 260°C for 10 seconds |      |

\*1.Duty ratio = 1/16, Pulse width = 0.1ms

\*2.Keep the distance more than 2.0mm from PCB to the bottom of LED package



### 4. Electrical / Optical Characteristics

(Ta=25°C)

| Characteristic        | Symbol          | Test Condition    | Min | Typ      | Max | Unit |
|-----------------------|-----------------|-------------------|-----|----------|-----|------|
| Forward voltage       | $V_F$           | $I_F=20\text{mA}$ | -   | 2.1      | 2.5 | V    |
| *3Luminous intensity  | $I_V$           | $I_F=20\text{mA}$ | 155 | -        | 520 | mcd  |
| *4Domonant wavelength | $\lambda_D$     | $I_F=20\text{mA}$ | 594 | 593      | 600 | nm   |
| Spectrum bandwidth    | $\Delta\lambda$ | $I_F=20\text{mA}$ | -   | 30       | -   | nm   |
| Reverse current       | $I_R$           | $V_R=4\text{V}$   | -   | -        | 10  | uA   |
| *5Half angle          | $\theta_{1/2}$  | $I_F=20\text{mA}$ | -   | $\pm 45$ | -   | deg  |

\*3. Luminous intensity maximum tolerance for each grade classification limit is  $\pm 18\%$ \*4. Dominant wavelength maximum tolerance for each grade classification limit is  $\pm 2\text{nm}$ \*5.  $\theta_{1/2}$  is the off-axis angle where the luminous intensity is 1/2 the peak intensity

\*4. Luminous Intensity Classification

| M         | N         | O         |
|-----------|-----------|-----------|
| 155 ~ 230 | 230 ~ 350 | 350 ~ 520 |

The contents of this data sheet are subject to change without advance notice for the purpose of improvement.  
When using this product, would you please refer to the latest specifications.

5. Characteristic Diagrams

Fig. 1  $I_F - V_F$

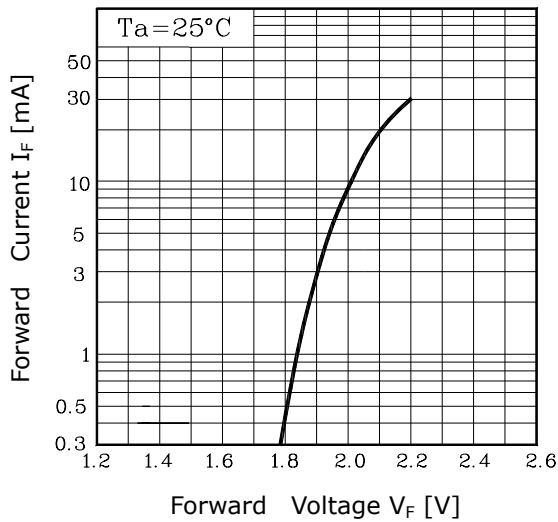


Fig. 2  $I_V - I_F$

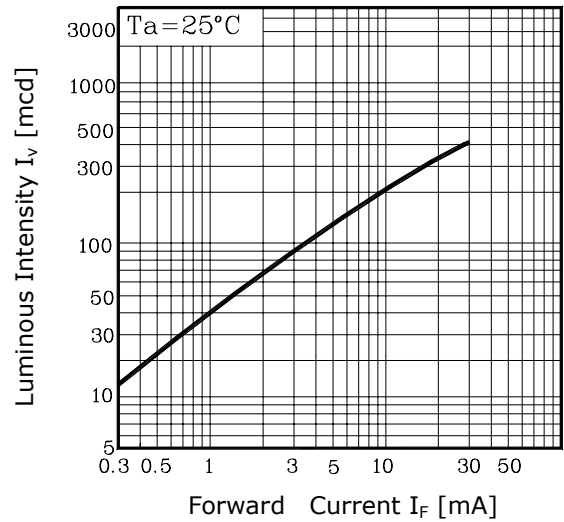


Fig. 3  $I_F - T_a$

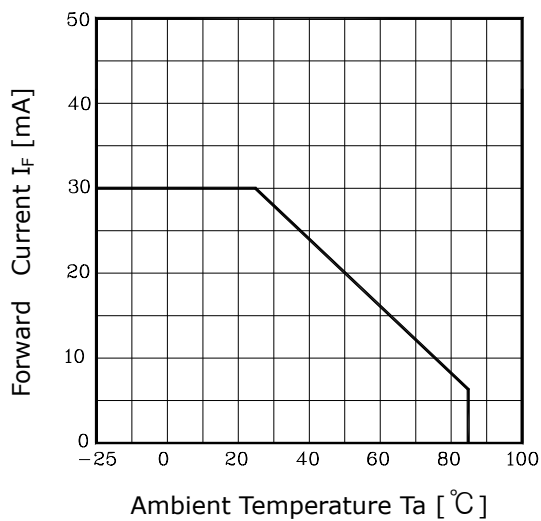


Fig.4 Spectrum Distribution

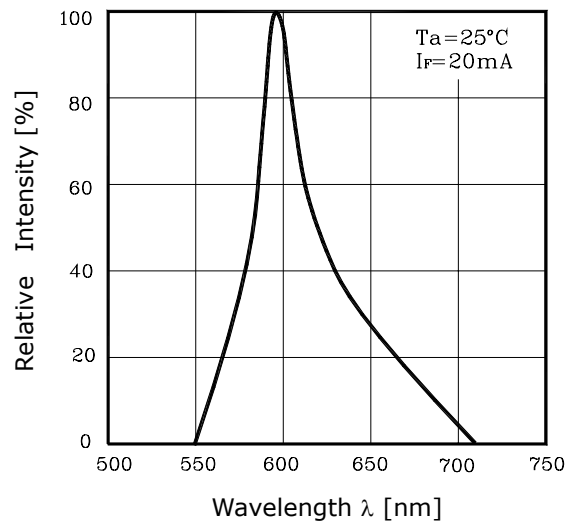
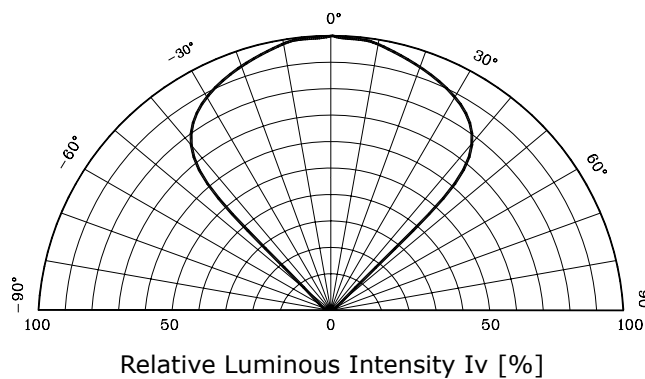


Fig. 5 Radiation Diagram



The contents of this data sheet are subject to change without advance notice for the purpose of improvement. When using this product, would you please refer to the latest specifications.