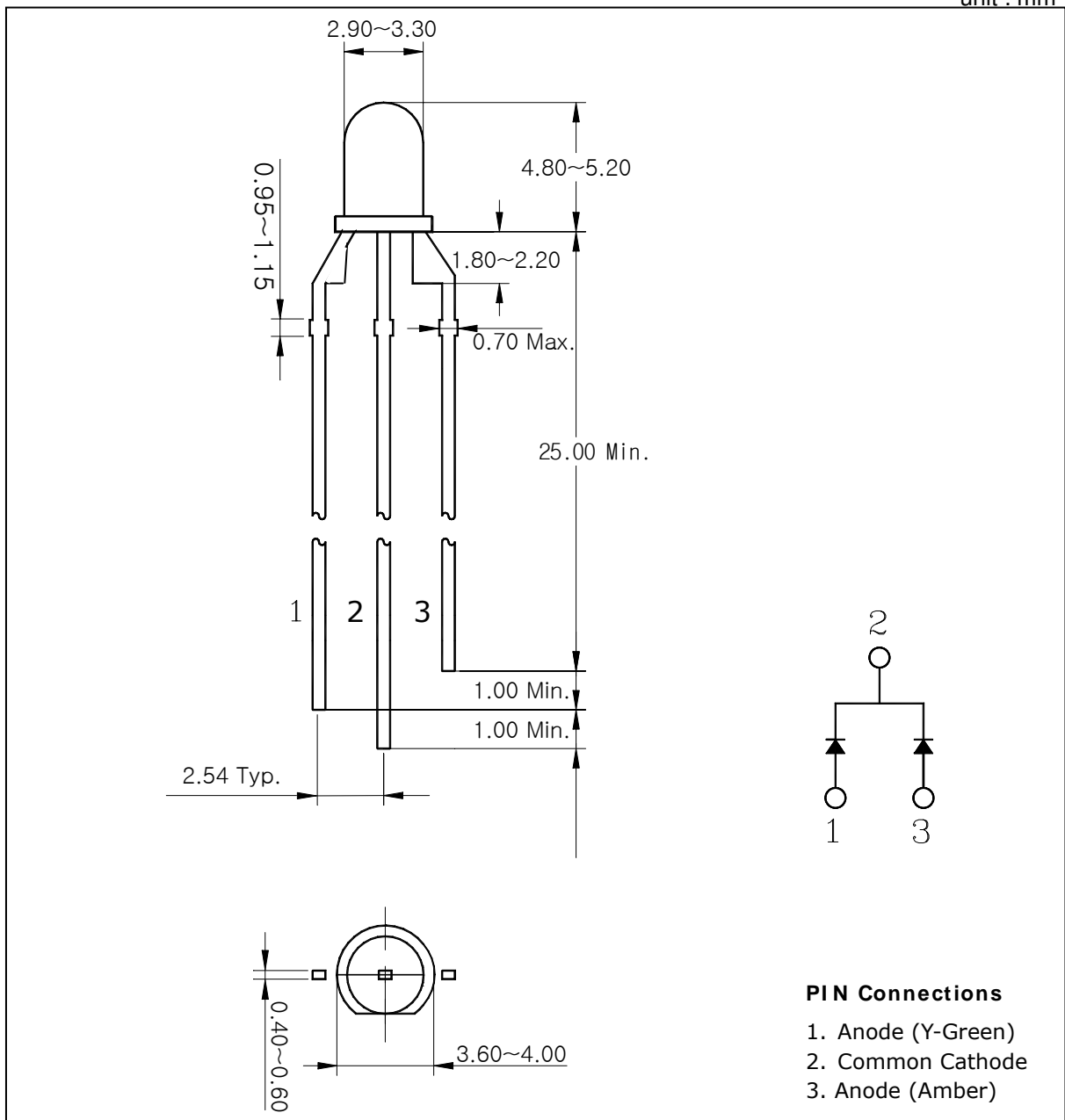


1. Features

- ◆ Milky diffusion lens type
- ◆ $\phi 3\text{mm}$ (T-1) all plastic mold type
- ◆ Radiation color (Amber, Yellow-Green)
- ◆ Low power consumption

2. Outline Dimensions

unit : mm



The contents of this data sheet are subject to change without advance notice for the purpose of improvement. When using this product, would you please refer to the latest specifications.

3. Absolute Maximum Ratings

(Ta=25°C)

Characteristic	Symbol	Rating		Unit
		Amber	Y-Green	
Power dissipation	P_D	75	75	mW
Forward current	I_F	30	30	mA
*1Peak forward current	I_{FP}	50	50	mA
Reverse voltage	V_R	4	4	V
Operating temperature range	T_{opr}	-25~85		°C
Storage temperature range	T_{stg}	-30~100		°C
Soldering temperature	T_{sol}	260°C for 10 seconds		

*1.Duty ratio = 1/16, Pulse width = 0.1ms

*2.Keep the distance more than 2.0mm from PCB to the bottom of LED package

4. Electrical / Optical Characteristics

(Ta=25°C)

Characteristic	Symbol		Test Condition	Min	Typ	Max	Unit
Forward voltage	V_F	Amber	$I_F=20\text{mA}$	-	2.1	2.5	V
		Y-Green		-	2.1	2.5	
Luminous intensity	I_V	Amber	$I_F=20\text{mA}$	4	9	-	mcd
		Y-Green		5	12	-	
Peak wavelength	λ_P	Amber	$I_F=20\text{mA}$	-	630	-	nm
		Y-Green		-	570	-	
Spectrum bandwidth	$\Delta\lambda$	Amber	$I_F=20\text{mA}$	-	35	-	nm
		Y-Green		-	30	-	
Reverse current	I_R		$V_R=4\text{V}$	-	-	10	uA
Half angle	$\theta_{1/2}$		$I_F=20\text{mA}$	-	± 30	-	deg

The contents of this data sheet are subject to change without advance notice for the purpose of improvement.
When using this product, would you please refer to the latest specifications.

5. Characteristic Diagrams

Fig. 1 $I_F - V_F$

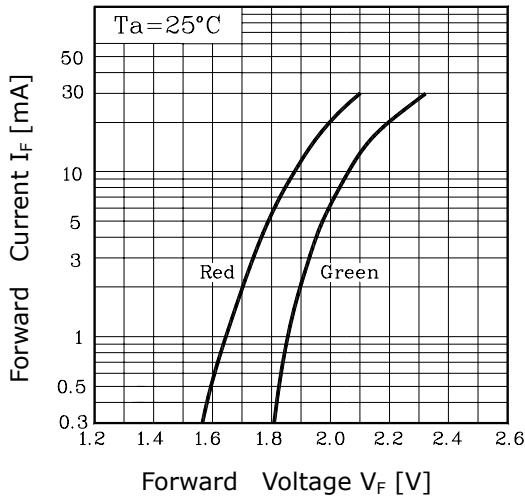


Fig. 2 $I_V - I_F$

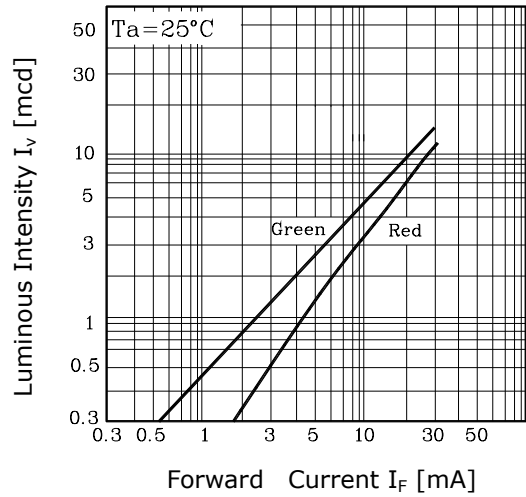


Fig. 3 $I_F - T_a$

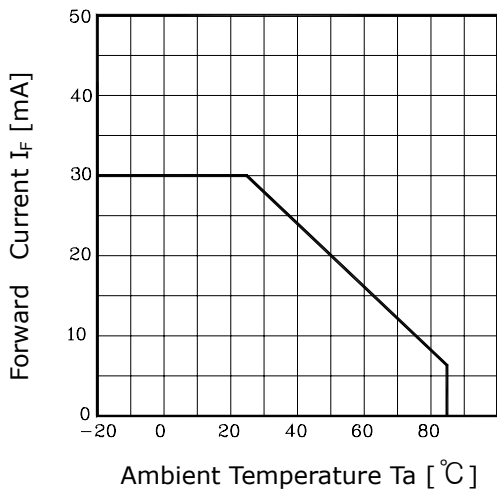


Fig. 4 Spectrum Distribution

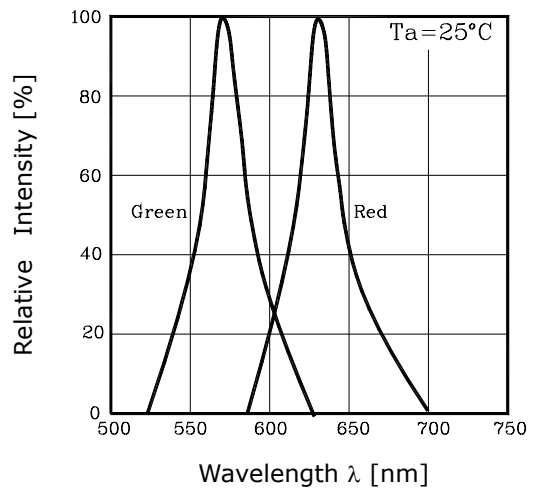
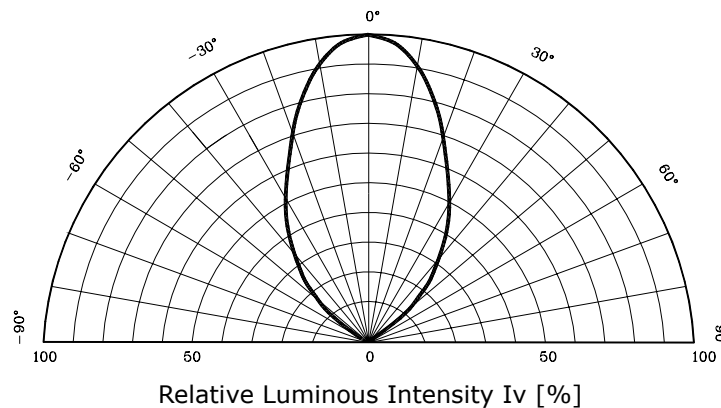


Fig. 5 Radiation Diagram



The contents of this data sheet are subject to change without advance notice for the purpose of improvement. When using this product, would you please refer to the latest specifications.