


Description

- Audio power amplifier
- High current application

Features

- High current : $I_C = -2A$
- Complementary pair with STD1862L

PIN Connection



Ordering Information

Type NO.	Marking	Package Code
STB1277L	STB1277	TO-92L

Absolute maximum ratings

(Ta=25°C)

Characteristic	Symbol	Ratings	Unit
Collector-Base voltage	V_{CBO}	-30	V
Collector-Emitter voltage	V_{CEO}	-30	V
Emitter-Base voltage	V_{EBO}	-5	V
Collector current	I_C	-2	A
Collector dissipation	P_C	1	W
Junction temperature	T_j	150	°C
Storage temperature	T_{stg}	-55~150	°C

Electrical Characteristics

(Ta=25°C)

Characteristic	Symbol	Test Condition	Min.	Typ.	Max.	Unit
Collector-Base breakdown voltage	BV_{CBO}	$I_C = -100\mu A, I_E = 0$	-30	-	-	V
Collector-Emitter breakdown voltage	BV_{CEO}	$I_C = -1mA, I_B = 0$	-30	-	-	V
Emitter-Base breakdown voltage	BV_{EBO}	$I_E = -1mA, I_C = 0$	-5	-	-	V
Collector cut-off current	I_{CBO}	$V_{CB} = -30V, I_E = 0$	-	-	-100	nA
Emitter cut-off current	I_{EBO}	$V_{EB} = -5V, I_C = 0$	-	-	-100	nA
DC current gain	h_{FE}^*	$V_{CE} = -2V, I_C = -500mA$	100	-	320	-
Base-Emitter on voltage	$V_{BE(on)}$	$V_{CE} = -2V, I_C = -500mA$	-	-	-1	V
Collector-Emitter saturation voltage	$V_{CE(sat)}$	$I_C = -2A, I_B = -0.2A$	-	-	-0.8	V
Transition frequency	f_T	$V_{CB} = -5V, I_C = -50mA$	-	170	-	MHz
Collector output capacitance	C_{ob}	$V_{CB} = -10V, I_E = 0, f = 1MHz$	-	48	-	pF

 * : h_{FE} rank / O : 100~200, Y : 160~320

Electrical Characteristic Curves

Fig. 1 $P_C - T_a$

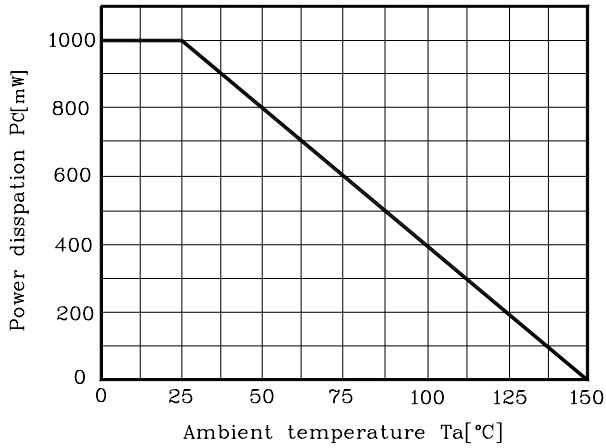


Fig. 2 $I_C - V_{BE}$

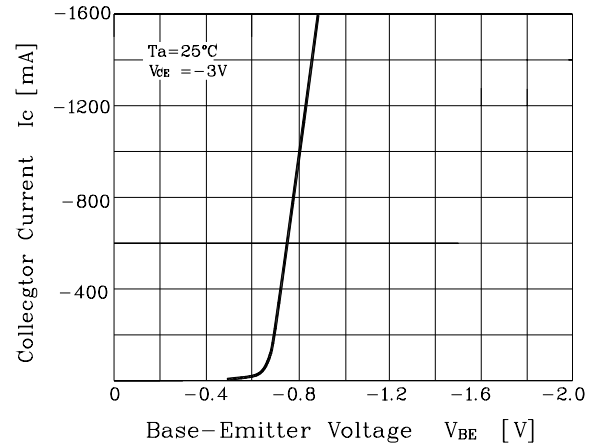


Fig. 3 $I_C - V_{CE}$

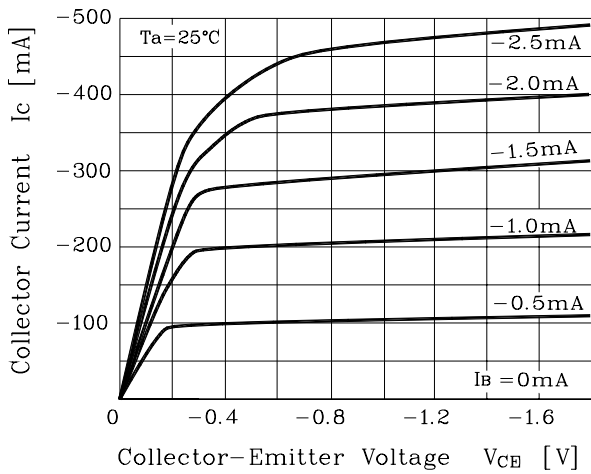


Fig. 4 $V_{CE(sat)} - I_C$

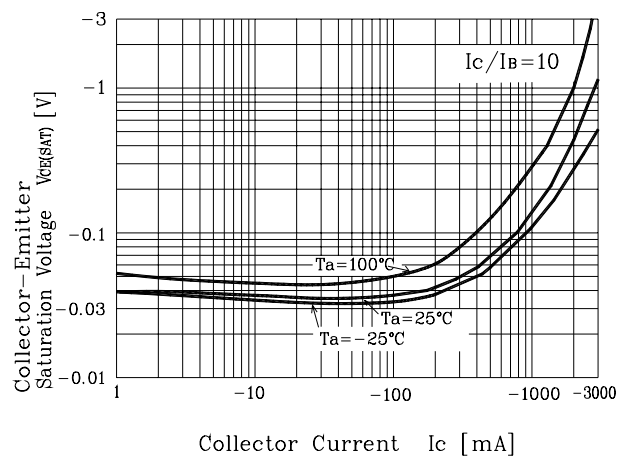
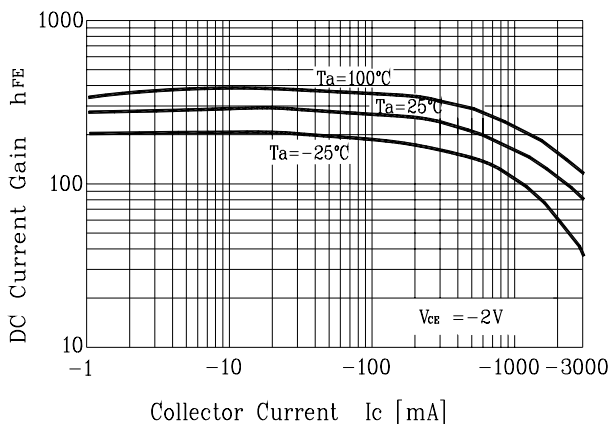
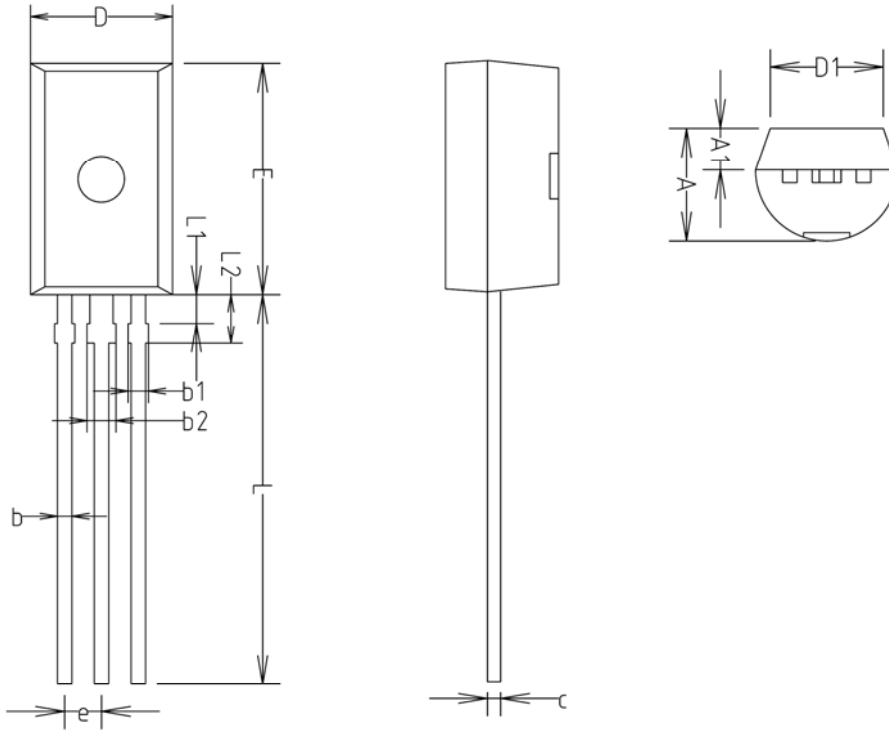


Fig. 5 $h_{FE} - I_C$



Outline Dimension



SYMBOL	MILLIMETERS(mm)			NOTE
	MINIMUM	NOMINAL	MAXIMUM	
A	3.70	3.90	4.10	
A1	1.25	1.45	1.65	
b	0.40	0.50	0.60	
b1	—	—	0.70	
b2	—	—	1.00	
c	0.35	0.45	0.55	
D	4.70	4.90	5.10	
D1	3.70	3.90	4.10	
E	7.80	8.00	8.20	
e	1.27 TYP			
L	13.10	13.50	13.90	
L1	0.90	1.00	1.10	
L2	1.50	1.70	1.90	

The AUK Corp. products are intended for the use as components in general electronic equipment (Office and communication equipment, measuring equipment, home appliance, etc.).

Please make sure that you consult with us before you use these AUK Corp. products in equipments which require high quality and / or reliability, and in equipments which could have major impact to the welfare of human life(atomic energy control, airplane, spaceship, transportation, combustion control, all types of safety device, etc.). AUK Corp. cannot accept liability to any damage which may occur in case these AUK Corp. products were used in the mentioned equipments without prior consultation with AUK Corp..

Specifications mentioned in this publication are subject to change without notice.