

SG275 □

The SG275 □ photointerrupter high-performance standard type, combines high-output GaAs IRED with high sensitive phototransistor.

FEATURES

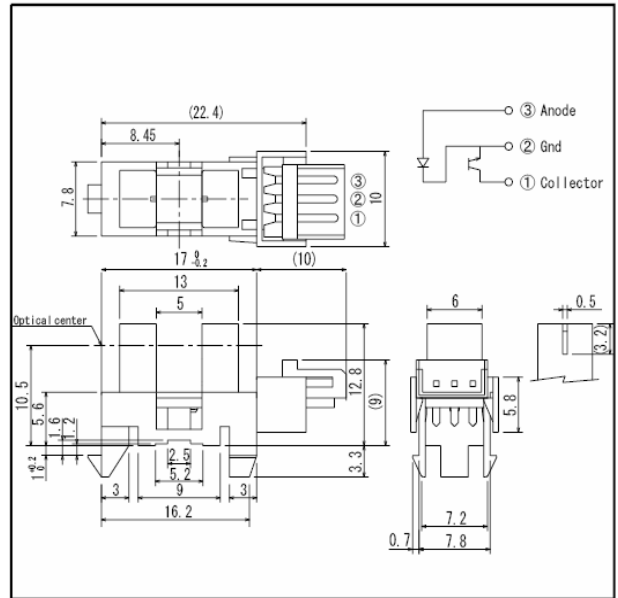
- Connector type AMP(JAPAN),Ltd.
- GAP : 5mm
- Snap-in mount
- 3 kinds of mounting plate thicknesses : 1.0mm, 1.2mm, 1.6mm

APPLICATIONS

- Copiers
- Printers
- ATM
- Ticket vending machines

DIMENSIONS

(Unit : mm)



MAXIMUM RATINGS

(Ta=25°C)

Item		Symbol	Rating	Unit
Input	Power dissipation	P_D	100	mW
	Forward current	I_F	60	mA
	Reverse voltage	V_R	5	V
	Pulse forward current *1	I_{FP}	1	A
Output	Collector power dissipation	P_C	100	mW
	Collector current	I_C	40	mA
	Collector-Emitter voltage	V_{CEO}	30	V
	Emitter-Collector voltage	V_{ECO}	5	V
Operating temp. *2*3		Topr.	-20 ~ +75	°C
Storage temp. *2*3		Tstg.	-30 ~ +85	°C

*1. Pulse width : $t_w \leq 100\mu s$, period $T=10ms$

*2. No icebound or dew

*3. The connector shall be inserted or pulled at normal temperature.

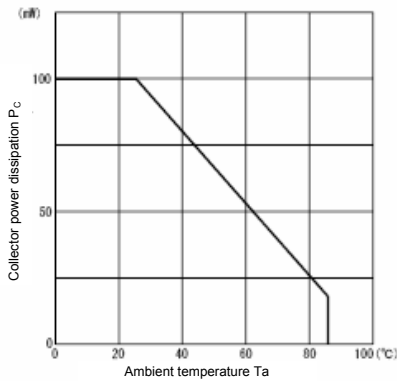
ELECTRO-OPTICAL CHARACTERISTICS

(Ta=25°C)

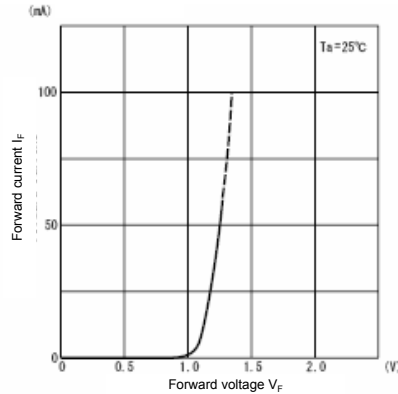
Item		Symbol	Conditions	Min.	Typ.	Max.	Unit.
Input	Forward voltage	V_F	$I_F=20mA$	-	1.2	1.4	V
	Reverse current	I_R	$V_R=5V$	-	-	10	μA
	Peak wavelength	λ_p	$I_F=20mA$	-	940	-	nm
Output	Collector dark current	I_{CEO}	$V_{CE}=10V, 0 lx$	-	1	100	nA
Transmission	Light current	I_C	$I_F=20mA, V_{CE}=5V$ (Non-Shading)	0.6	-	10	mA
	Leakage current	$I_{CEO D}$	$I_F=20mA, V_{CE}=5V$ (Shading)	-	0.5	10	μA
	C-E saturation voltage	$V_{CE(sat)}$	$I_F=20mA, I_C=0.1mA$	-	0.15	0.4	V
Rise time		t_r	$V_{CC}=5V, I_C=2mA, R_L=100\Omega$	-	4	-	μs
Fall time		t_f		-	5	-	μs

SG275

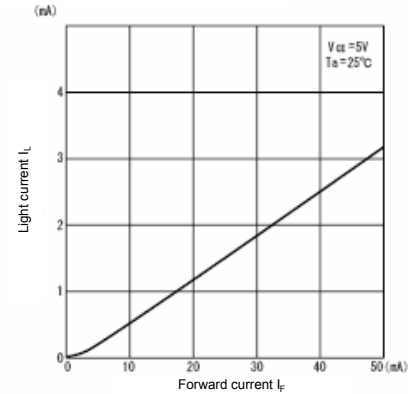
Collector power dissipation Vs. Ambient temperature



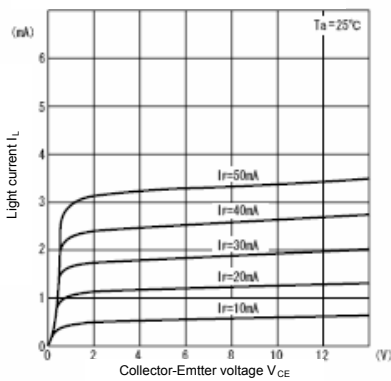
Forward current Vs. Forward voltage



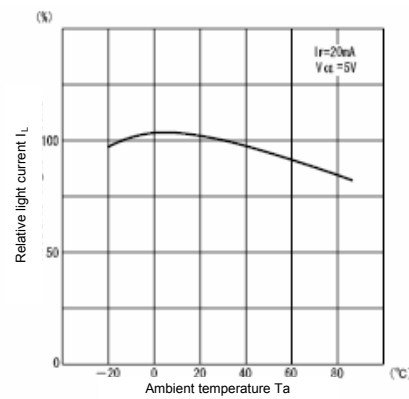
Light current Vs. Forward current



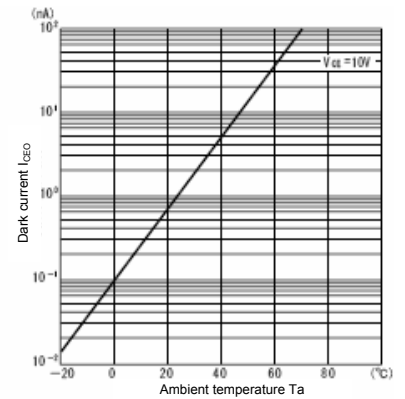
Light current Vs. Collector-Emitter voltage



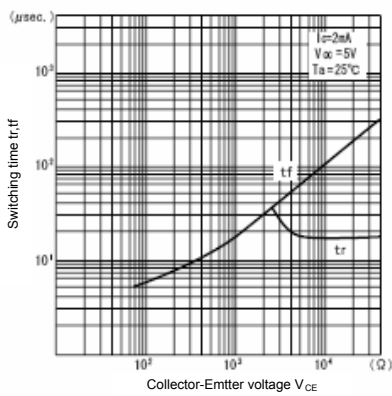
Relative light current Vs. Ambient temperature



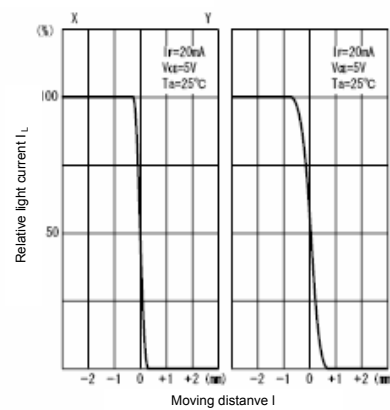
Dark current Vs. Ambient temperature



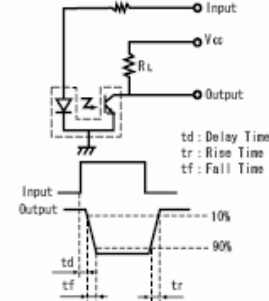
Switching time Vs. Load resistance *1



Relative light current Vs. Moving distance *2



*1 Switching time measurement circuit



*2 Method of measuring position detection characteristic

