

Features

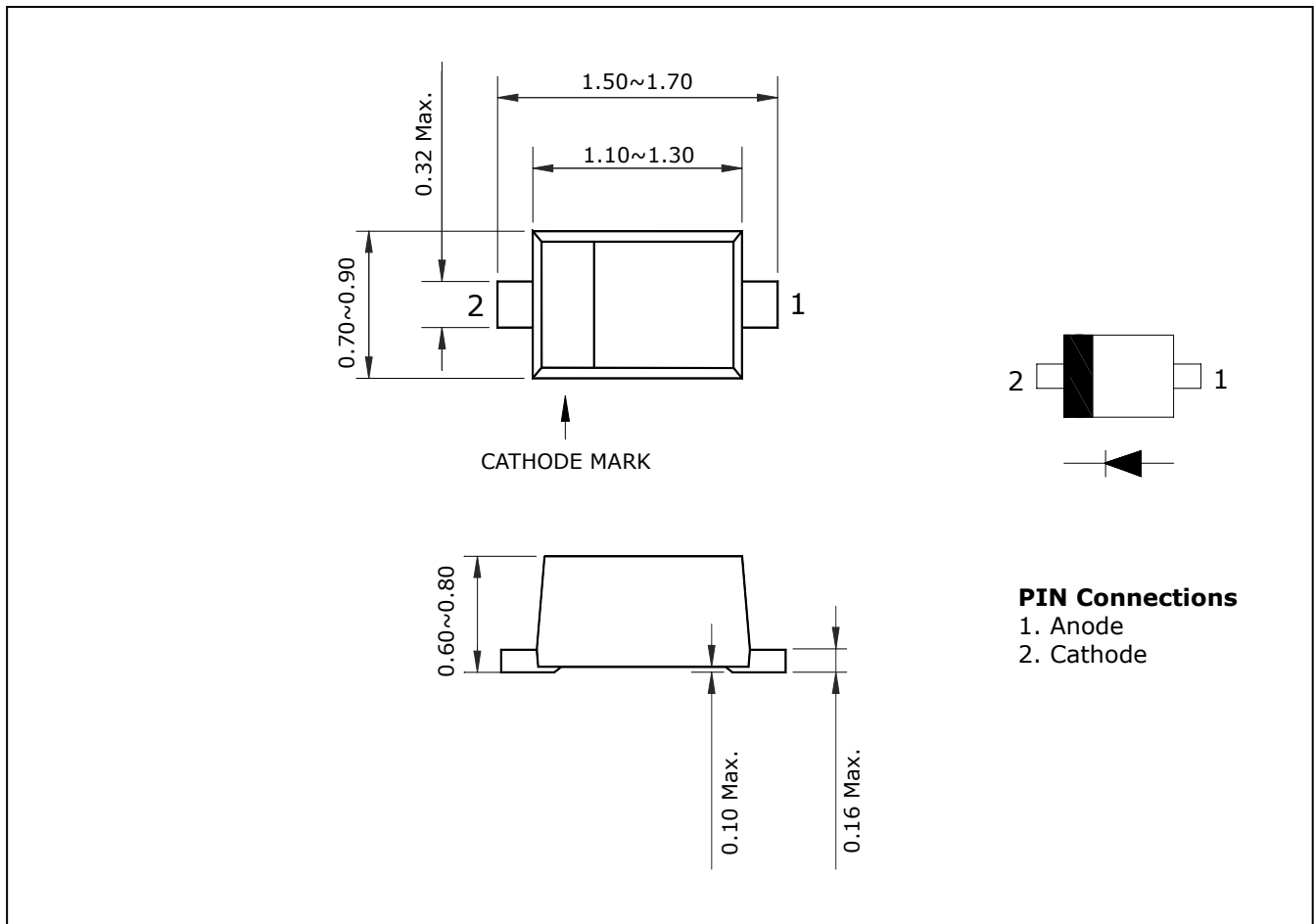
- VHF tuner band switch applications.
- Low Series Resistance : $r_s = 0.9\Omega$ (Max.)
- Low Total Capacitance : $C_T = 1.2\text{pF}$ (Max.)

Ordering Information

Type No.	Marking	Package Code
SDP410Q	B2	SOD-523

Outline Dimensions

unit : mm



SDP410Q

Absolute maximum ratings

Ta=25°C

Characteristic	Symbol	Ratings	Unit
Continuous reverse voltage	V _R	30	V
Forward current	I _F	100	mA
Junction temperature	T _j	150	°C
Storage temperature	T _{stg}	-55 ~ 150	°C

Electrical Characteristics

Ta=25°C

Characteristic	Symbol	Test Condition	Min.	Typ.	Max.	Unit
Forward voltage	V _F	I _F =2mA	-	-	0.85	V
Reverse current	I _R	V _R =15V	-	-	0.1	μA
Reverse voltage	V _R	I _R =1μA	30	-	-	V
Total capacitance	C _T	V _R =6V, f=1MHz	-	0.7	1.2	pF
Series resistance	r _S	I _F =2mA, f=100MHz	-	0.5	0.9	Ω

Electrical Characteristic Curves

Fig. 1 r_s - I_F

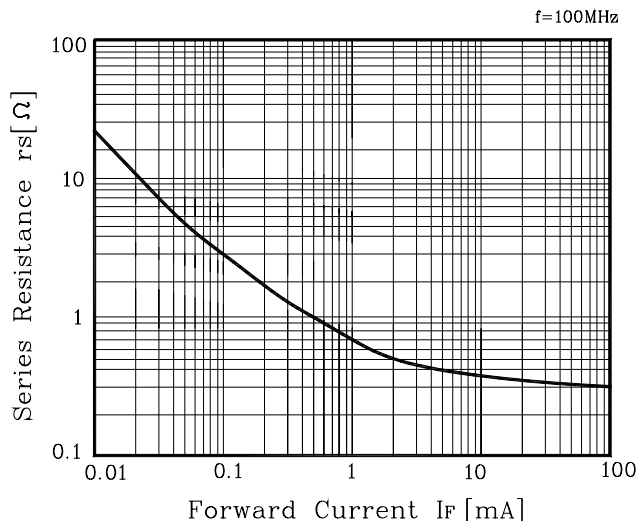


Fig. 2 C_T - V_R

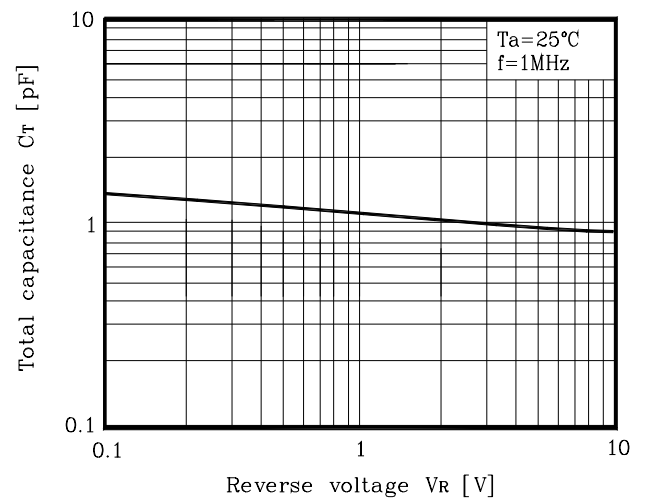
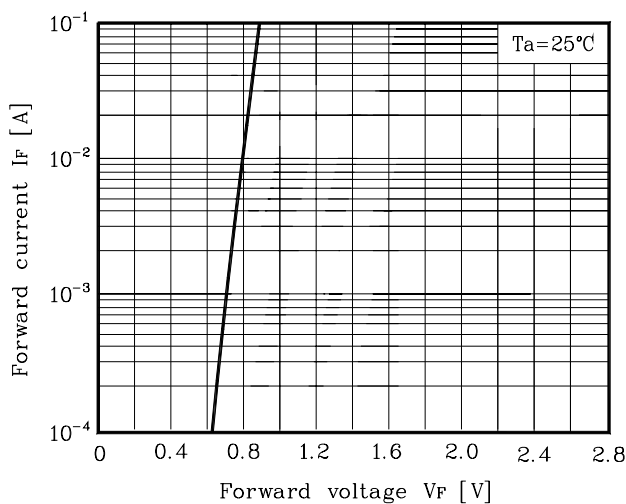


Fig. 3 I_F - V_F



The AUK Corp. products are intended for the use as components in general electronic equipment (Office and communication equipment, measuring equipment, home appliance, etc.).

Please make sure that you consult with us before you use these AUK Corp. products in equipments which require high quality and / or reliability, and in equipments which could have major impact to the welfare of human life(atomic energy control, airplane, spaceship, transportation, combustion control, all types of safety device, etc.). AUK Corp. cannot accept liability to any damage which may occur in case these AUK Corp. products were used in the mentioned equipments without prior consultation with AUK Corp..

Specifications mentioned in this publication are subject to change without notice.