


THE INFORMATION CONTAINED HEREIN IS CONSIDERED "PROPRIETARY" TO BEL FUSE INC. AND SHALL NOT BE COPIED, REPRODUCED OR DISCLOSED WITHOUT THE WRITTEN APPROVAL OF BEL FUSE INC.



SCHEMATIC



ELECTRICAL SPECIFICATIONS @25°C

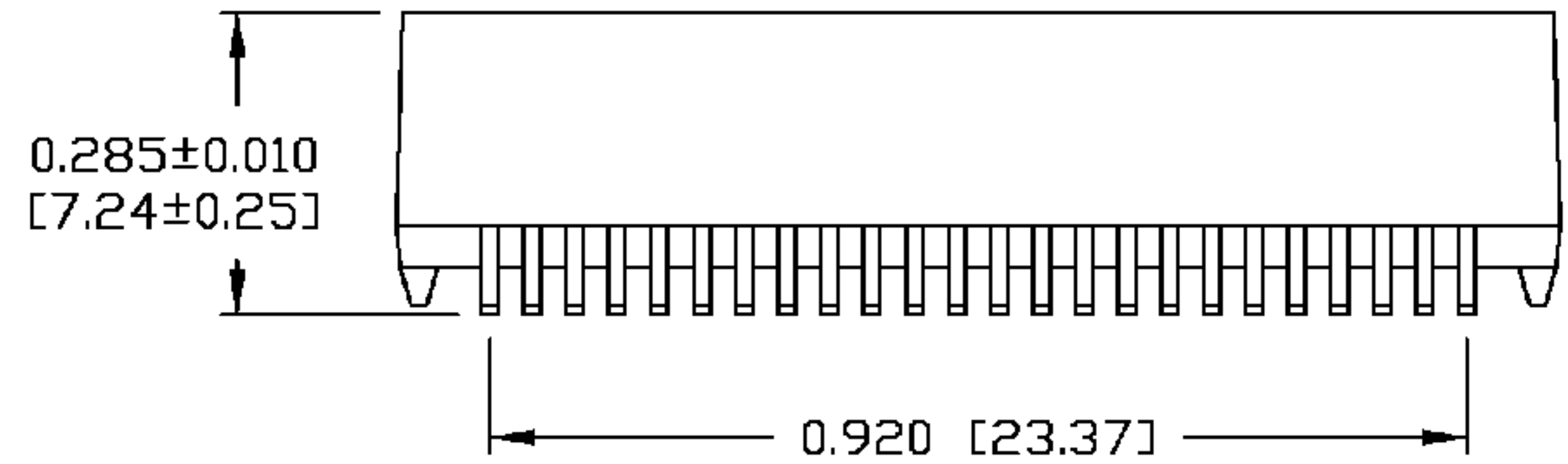
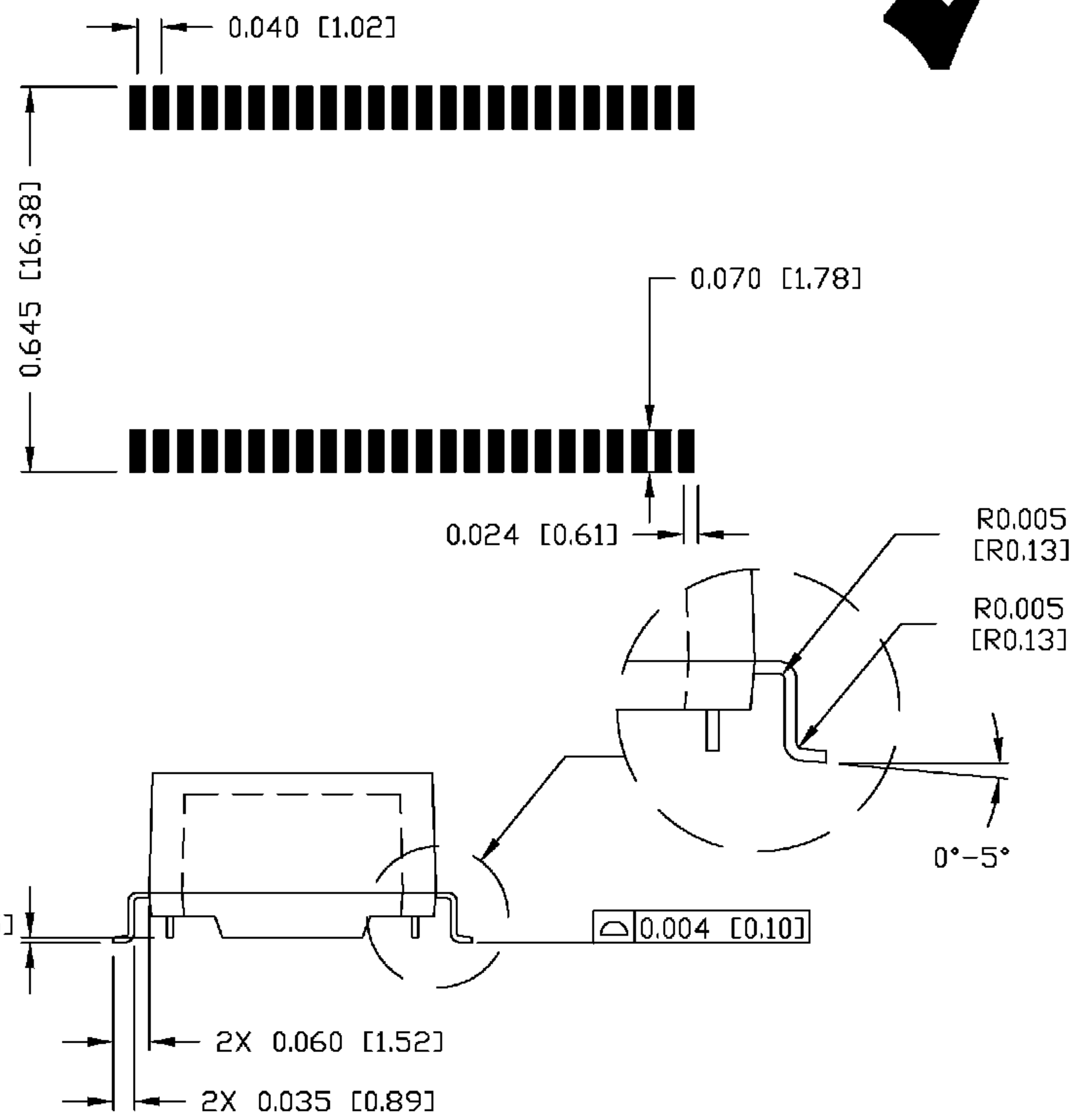
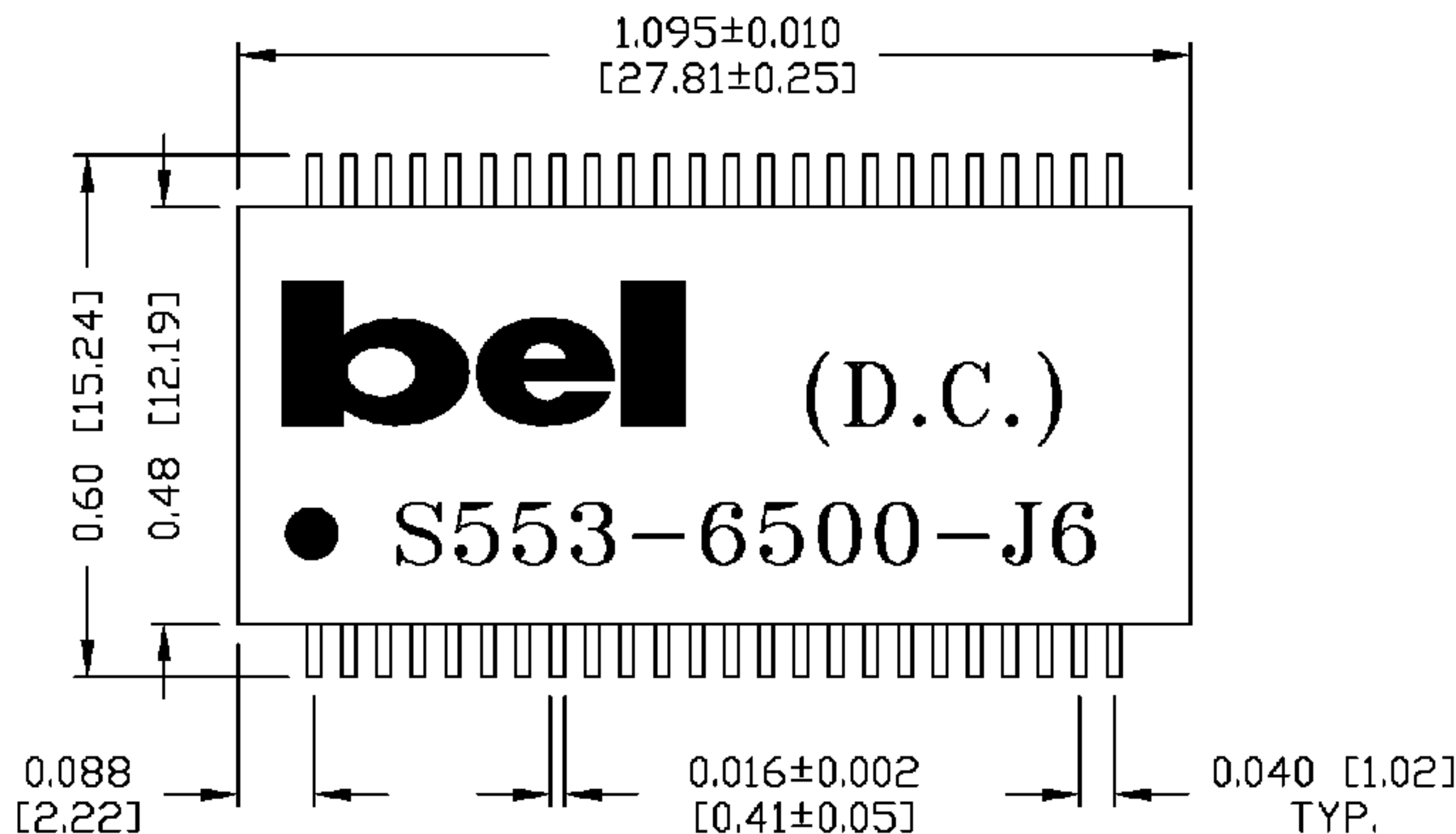
<p>URNS RATIO PRIMARY : SECONDARY</p>	<p>1 : 2</p>
<p>PRIMARY INDUCTANCE □CL</p>	<p>1.2 mH TYP. @10kHz, 20mV</p>
<p>LEAKAGE INDUCTANCE PRIMARY (SCHAN CHRTEED SECONDARY)</p>	<p>0.3 μH MAX. @1MHz, 20mV</p>
<p>INTERWINDING CAPACITANCE PRIMARY : SECONDARY</p>	<p>30 pF MAX. @1MHz, 20mV</p>
<p>DC RESISTANCE PRIMARY SECONDARY</p>	<p>0.5 ΩHM MAX. 1.4 ΩHM MAX.</p>
<p>HIPOT</p>	<p>PER HAND-WORK-03</p>
<p>OPERATING TEMPERATURE</p>	<p>-5°C TO +75°C</p>

ORIGINATED BY	DATE	TITLE	PART NO. / DRAWING NO.	STANDARD DIM. TOL. IN INCH	[] METRIC DIM. AS REFERENCE	<p>COMPONENTS FOR A CONNECTED PLANET</p>	
CHAN CH	11-17-06	12-CHANNEL T1/E1 MAGNETICS INTERFACE MODULE	X553-6500-J6	.X	UNIT : INCH [mm]		REV. : A
DRAWN BY	DATE		FILE NAME	.XX	SCALE : N/A		SIZE : A4
DQ Chen	11-17-06	S553-6500-J6	X5536500J6A.DWG	.XXX			PAGE : 2

THE INFORMATION CONTAINED HEREIN IS CONSIDERED "PROPRIETARY" TO BEL FUSE INC. AND SHALL NOT BE COPIED, REPRODUCED OR DISCLOSED WITHOUT THE WRITTEN APPROVAL OF BEL FUSE INC.



SUGGESTED PCB PAD LAYOUT



NOTES:

1. STANDARD MARKING REFER TO DOC. HAND-WORK-04.
2. PACKAGE CODE: "QVS001".

ORIGINATED BY	DATE	TITLE	PART NO. / DRAWING NO.	STANDARD DIM. TOL. IN INCH	[] METRIC DIM. AS REFERENCE	<p>COMPONENTS FOR A CONNECTED PLANET</p>	
Lawrence Tsang	11-17-06	MECHANICAL DRAWING S553-6500-J6	X553-6500-J6	.X	UNIT : INCH [mm]		REV. : A
DRAWN BY	DATE		FILE NAME	.XX	SCALE : N/A		SIZE : A4
DQ Chen	11-17-06		X5536500J6A.DWG	.XXX	±0.01		PAGE : 3
					±0.005		