

Features

- Transient protection for data lines to **IEC 61000-4-2(ESD) 15KV(air), 8KV(contact)**
- Small package for use in portable equipment.

Applications

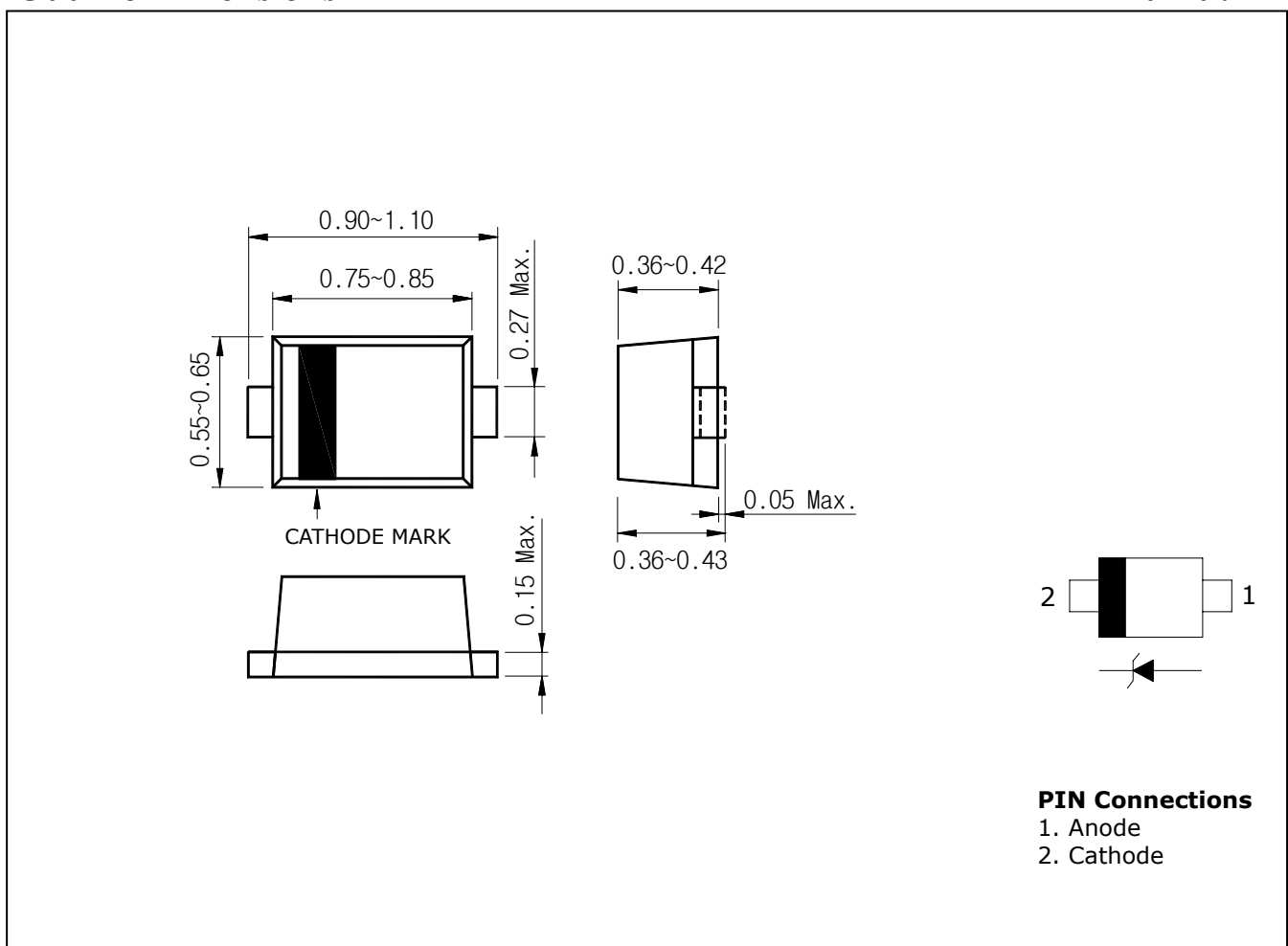
- ESD Protection

Ordering Information

Type NO.	Marking	Package Code
ND171	U	SOD-923

Outline Dimensions

unit : mm



Absolute Maximum Ratings

(Ta=25°C)

Characteristic	Symbol	Rating	Unit
Peak pulse power ($t_p = 8/20 \mu s$)	P_{PK}	40	W
Power dissipation	P_D	150	mW
Zener current	I_Z	10	mA
Junction temperature	T_J	150	°C
Storage temperature range	T_{stg}	-55 ~ +150	°C

Electrical Characteristics

(Ta=25°C)

Characteristic	Symbol	Test Condition	Min.	Typ.	Max.	Unit	
Zener voltage	V_Z	$I_Z=1mA$	6.5	-	7.5	V	
Reverse current	I_R	$V_R=3.5V$	-	-	0.5	μA	
Forward voltage	V_F	$I_F=50mA$	-	0.9	1.2	V	
ESD Voltage (IEC61000-4-2)	-	C=150pF, R=330Ω (Repeat by 10 times)	Contact	±8	-	-	KV
			Air	±15	-	-	
Total capacitance	C_T	$V_R=0V, f=1MHz$	-	30	-	pF	

※ Recommend PCB solder land (Unit : mm)

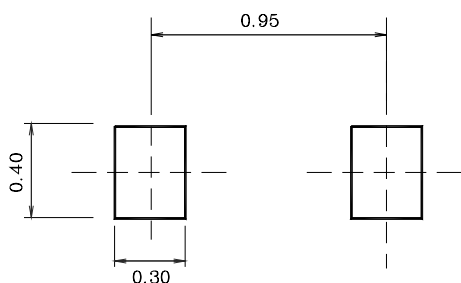


Fig. 1 V_Z-I_Z

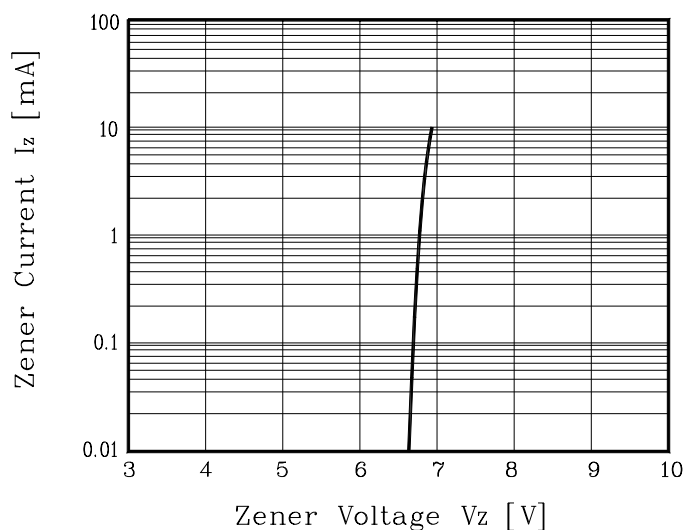


Fig. 2 I_R-V_R

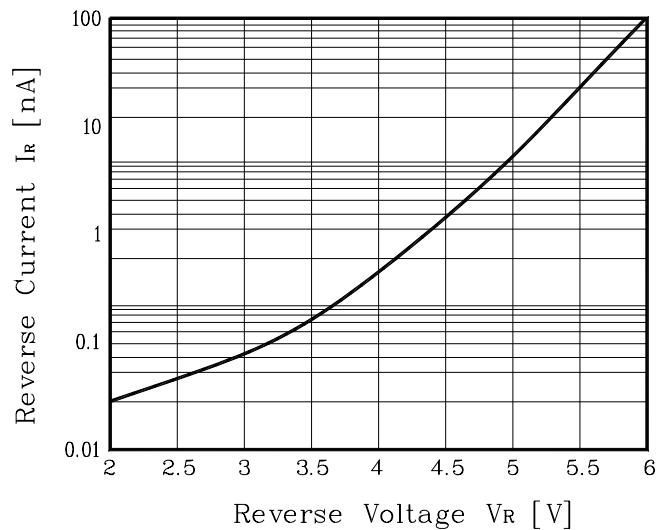
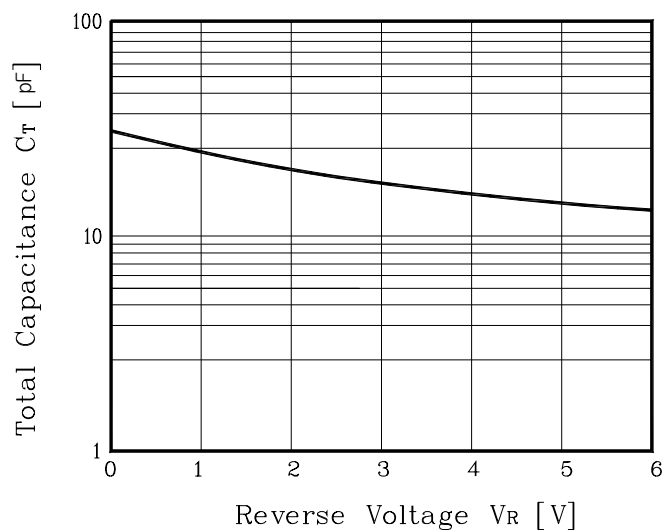


Fig. 3 C_j-V_R



The AUK Corp. products are intended for the use as components in general electronic equipment (Office and communication equipment, measuring equipment, home appliance, etc.).

Please make sure that you consult with us before you use these AUK Corp. products in equipments which require high quality and / or reliability, and in equipments which could have major impact to the welfare of human life(atomic energy control, airplane, spaceship, transportation, combustion control, all types of safety device, etc.). AUK Corp. cannot accept liability to any damage which may occur in case these AUK Corp. products were used in the mentioned equipments without prior consultation with AUK Corp..

Specifications mentioned in this publication are subject to change without notice.