

### 1. Descriptions

The KB1608G52 (KLB-16G) is a ultra small and thin form package white LED and it's ideal for cellular phone key pad back light, for devices of display modules and for indicators of various electrical appliances.

### 2. Features

- ◆ Small Footprint Surface Mount Package ( 1.6 L × 0.8 W × 0.4 H [mm])
- ◆ Forward Voltage( $V_F$ ) from 2.6 to 3.4V @ Forward Current( $I_F$ )=10mA
- ◆ Operation Temperature from -30℃ to +85℃
- ◆ High Electric Static Discharge(ESD) Voltage above than 1,000V for HBM
- ◆ High Luminous Intensity( $I_V$ ) is typical 250mcd @  $I_F$ =10mA

### 3. Application

- ◆ Cellular Phone Key Pad Back Light
- ◆ Indoor Display Modules
- ◆ Indicators for Electrical Appliances

---

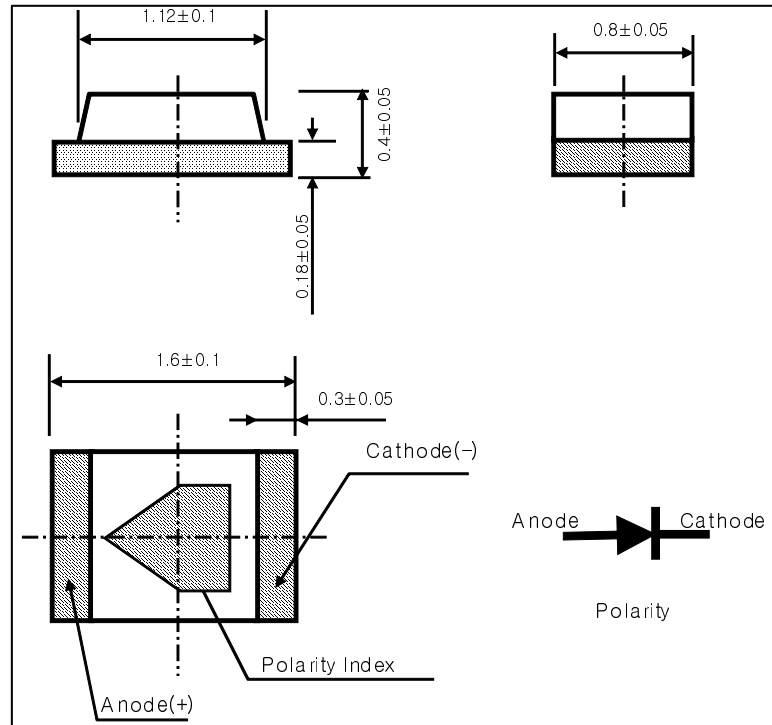
The contents of this data sheet are subject to change without advance notice for the purpose of improvement.  
When using this product, would you please refer to the latest specifications.

---

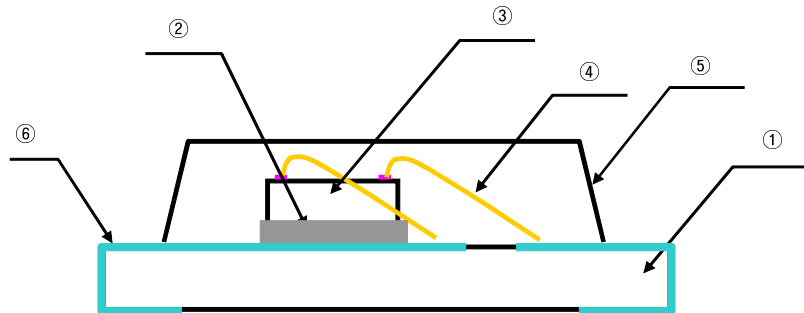
**4. Outline Dimensions and Material Descriptions**

◆ Outline Dimensions

[PKG Weight 0.0006g ]



◆ Material Descriptions



No.	Item	Material
①	Frame Resine	FR-4
②	Paste	Clear Epoxy
③	White LED Chip	InGaN/Al <sub>2</sub> O <sub>3</sub>
④	Wire	Au
⑤	Encapsulant	EMC
⑥	Electrode	Ag

The contents of this data sheet are subject to change without advance notice for the purpose of improvement. When using this product, would you please refer to the latest specifications.

## 5. Absolute Maximums

ITEM	Symbol	MIN	MAX	Unit	Conditions
Forward Current	$I_F$	-	20	mA	
Peak Forward Current*	$I_{FP}$	-	50	mA	
Power Dissipation	$P_D$	-	70	mW	
Reverse Voltage	$V_R$	-	5	V	
Operating Temperature	$T_{OP}$	-30	85	°C	
Storage Temperature	$T_s$	-40	100	°C	
Soldering Temperature	$T_{sol}$		260	°C	5 Sec

\* Remark : Duty Ratio  $\leq$  1/10, Pulse Width  $\leq$  10ms

6. Electro-Optical Characteristics ( $T_A = 25^\circ\text{C}$ )

ITEM	Symbol	MIN	TYP	MAX	Unit	Conditions
Forward Voltage	$V_F$	2.6	3.0	3.4	V	$I_F=10\text{mA}$
Intensity	$I_V$	100	250	400	mcd	$I_F=10\text{mA}$
Dominant Wavelength	$W_D$	525	-	535	nm	$I_F=10\text{mA}$
Reverse Current	$I_R$	-	-	10	$\mu\text{A}$	$V_R=5\text{V}$
FWHM	$\Delta\lambda$	-	35	-	nm	$I_F=10\text{mA}$
Half angle	$\Delta\theta$		160		deg	$I_F=10\text{mA}$

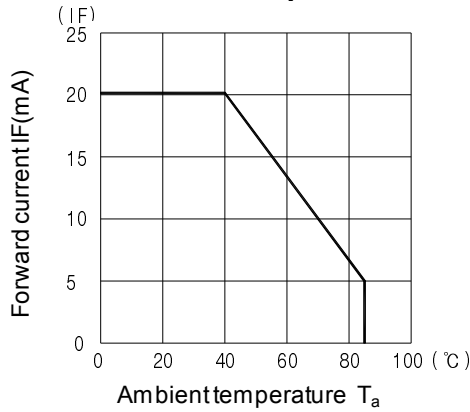
## 7. Ranks

Rank Table @ $I_F = 10\text{mA}$		
$V_F$ Rank [V]	$W_D$ Rank [nm]	Luminous Intensity Range[mcd]
1 : 2.6 ~ 2.9	a : 525~530	A : 100 ~ 200
2 : 2.9 ~ 3.2	b : 530~535	B : 200 ~ 300
3 : 3.2 ~ 3.4		<del>C : 300 ~ 400</del>

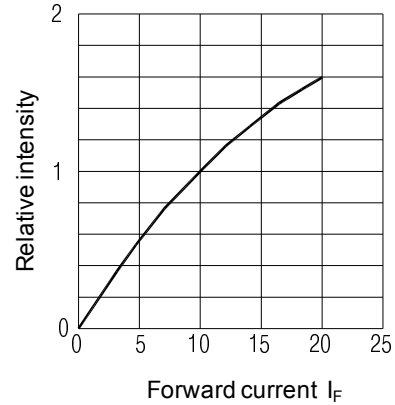
The contents of this data sheet are subject to change without advance notice for the purpose of improvement.  
When using this product, would you please refer to the latest specifications.

8. Characteristic Graphs

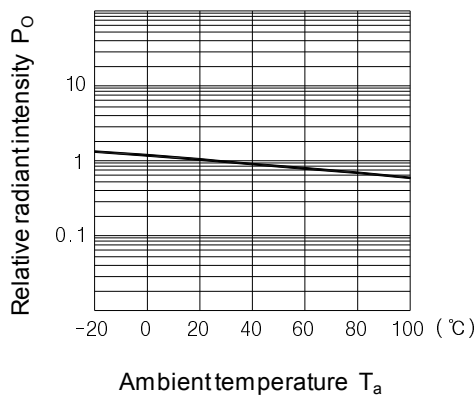
Forward current vs. Ambient temperature



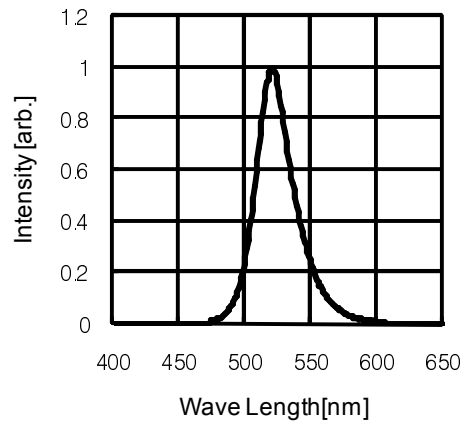
Radiant Intensity vs. Forward current



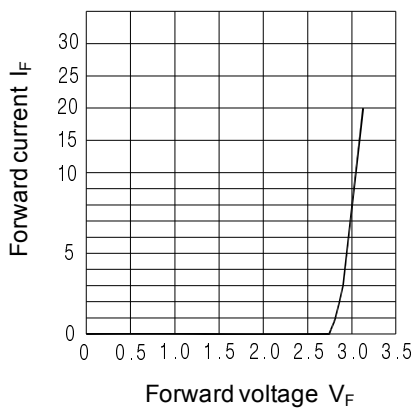
Relative radiant intensity vs. Ambient temperature



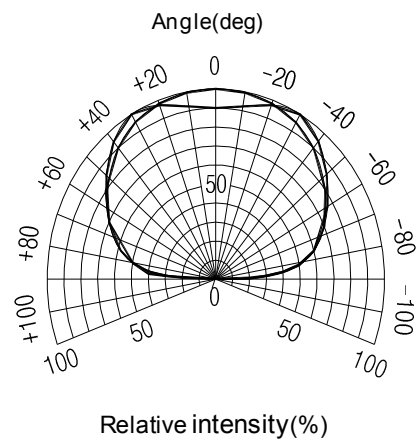
Relative intensity vs. Wavelength



Forward current vs. Forward voltage



Radiant Pattern



The contents of this data sheet are subject to change without advance notice for the purpose of improvement. When using this product, would you please refer to the latest specifications.