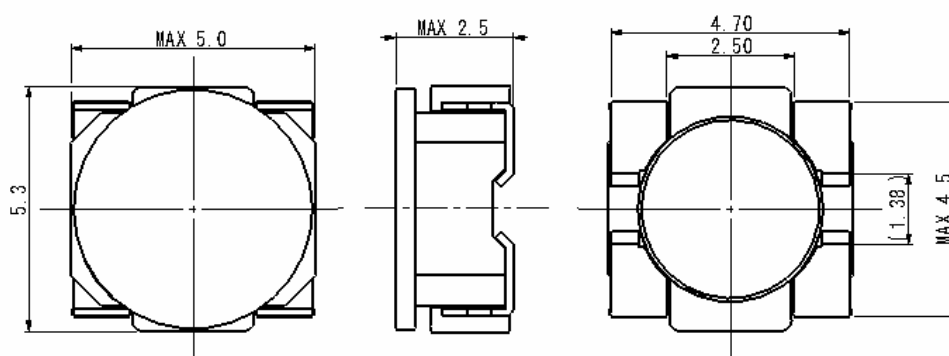
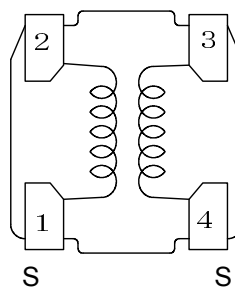
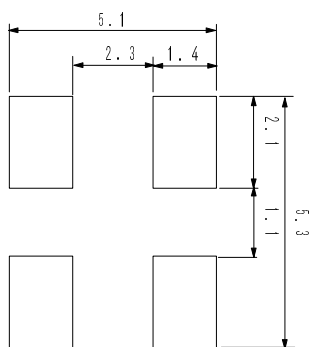


**Type: CSLF4D25**
**◆ Product Description**

- 5.3×5.0mm Max.(L×W), 2.5mm Max. Height.
- Custom design is available.


**◆ Feature**

- Ideally used in DVC ,Portable equipment, Audio equipment, Car navigation etc.
- RoHS Compliance.

**◆ Dimensions (mm)**

**◆ Land Pattern (mm) and Schematics (Bottom)**


"S" is winding start.

**◆ Specification**

Part Name	Stamp	Turns	Impedance (Ω) (at 10MHz,0.5V)	D.C.R (mΩ) [Within] (1-2)and(3-4)	Rated voltage (V)(Max)	Rated current (A) ※ (Max)
CSLF4D25NP-34	01	2.5	34±10	13±40%	50	3.5
CSLF4D25NP-55	02	3.5	55±25	17±40%	50	3.0
CSLF4D25NP-100	03	4.5	100±55	22±40%	50	2.5
CSLF4D25NP-132	04	5.5	132±85	28±40%	50	2.0
CSLF4D25NP-210	05	6.5	210±110	40±40%	50	1.5

※ Rated current is the current value at which coil's temperature rise is  $\Delta t=45^{\circ}\text{C}$  (2 and 3 shorted,  $T_a=20^{\circ}\text{C}$ )

**Type: CSLF4D25**

Impedance vs Frequency (for reference)

