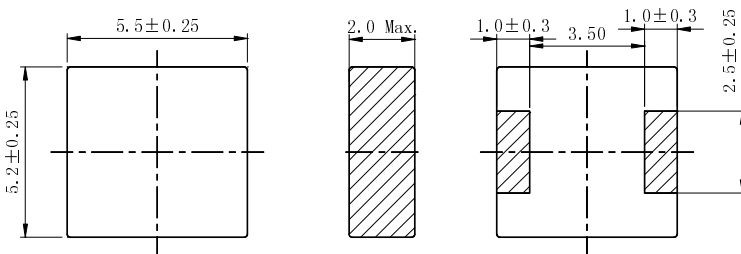


SMD Power Inductor 0520CDMCB/DS

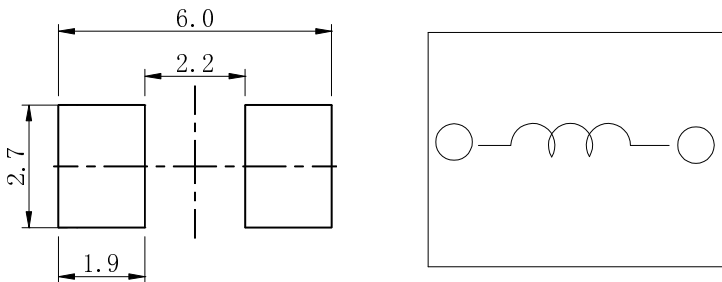


Halogen
Free

Dimension - [mm]



Land pattern and Schematics - [mm]



Description

- Magnetically shielded.
- L × W × H: 5.75 × 5.45 × 2.0 mm Max.
- Product weight: 0.26g(Ref.)
- Moisture Sensitivity Level: 1
- RoHS compliance.
- Halogen Free available.

Environmental Data

- Operating temperature range: -40°C ~ +105°C (including coil's self temperature rise)
- Storage temperature range: -40°C ~ +105°C
- Solder reflow temperature: 260 °C peak.

Packaging

- Carrier tape and reel packaging.

Applications

- Ideally used in notebook, ultrabook, tablet PC, LCD display, SSD and other low profile high current application.

SMD Power Inductor

0520CDMCB/DS



Electrical Characteristics

Part Number	Stamp	Inductance (μ H) [Within] ※1	D.C.R Max. (m Ω) (at 25°C)	Saturation Current [Typ.] (A)※2	Temperature rise current [Typ.] (A) ※3
0520CDMCBDS-R33MC	R33	0.33 \pm 20%	8.0 \pm 20%	14.0	7.9
0520CDMCBDS-R47MC	R47	0.47 \pm 20%	10 \pm 20%	11.0	7.6
0520CDMCBDS-R68MC	R68	0.68 \pm 20%	13 \pm 20%	10.0	6.6
0520CDMCBDS-1R0MC	1R0	1.0 \pm 20%	17 \pm 20%	8.0	5.9
0520CDMCBDS-1R5MC	1R5	1.5 \pm 20%	24 \pm 20%	6.8	4.8
0520CDMCBDS-2R2MC	2R2	2.2 \pm 20%	30 \pm 20%	6.0	4.1
0520CDMCBDS-3R3MC	3R3	3.3 \pm 20%	50 \pm 20%	4.9	3.6
0520CDMCBDS-4R7MC	4R7	4.7 \pm 20%	65 \pm 20%	4.4	2.8
0520CDMCBDS-5R6MC	5R6	5.6 \pm 20%	75 \pm 20%	4.2	2.6
0520CDMCBDS-6R8MC	6R8	6.8 \pm 20%	85 \pm 20%	4.0	2.4
0520CDMCBDS-100MC	100	10.0 \pm 20%	135 \pm 20%	3.0	1.9
0520CDMCBDS-150MC	150	15.0 \pm 20%	185 \pm 20%	2.5	1.7

※1. Inductance measuring condition: at 100kHz.

※2. Saturation current: The value of D.C. current when the inductance decreases to 80% of its nominal value.

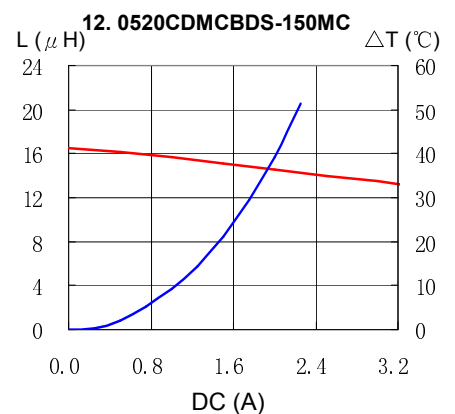
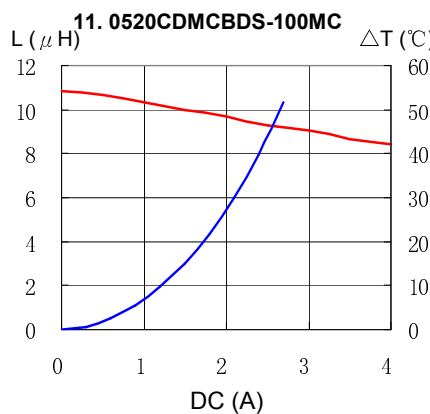
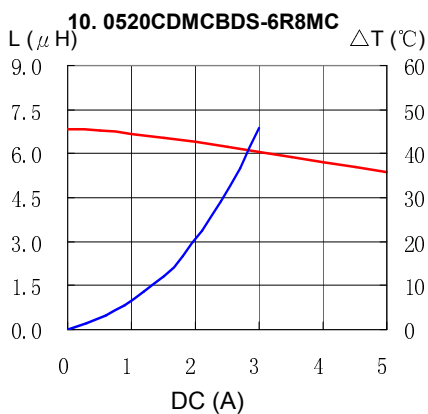
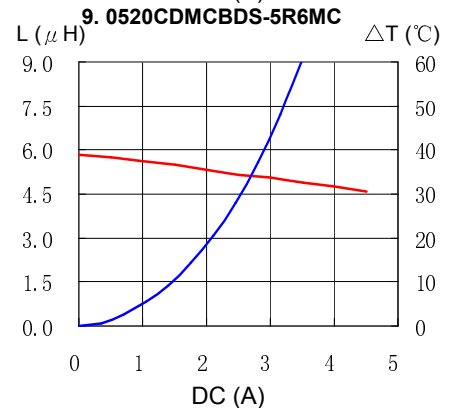
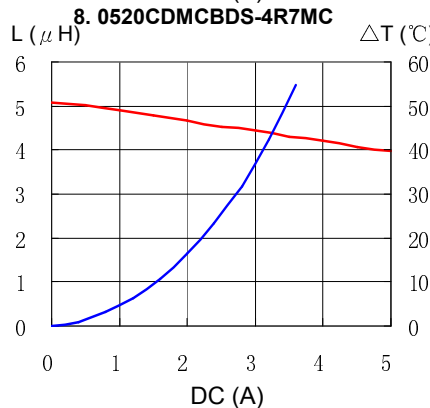
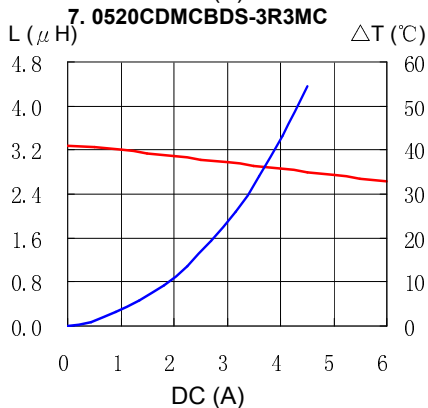
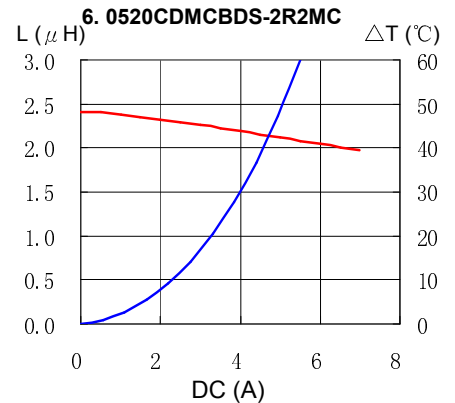
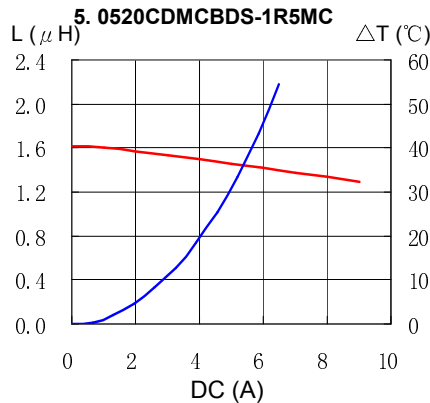
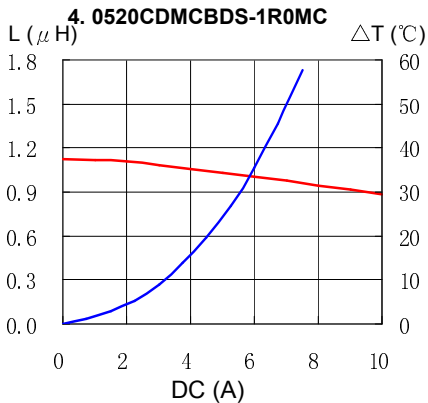
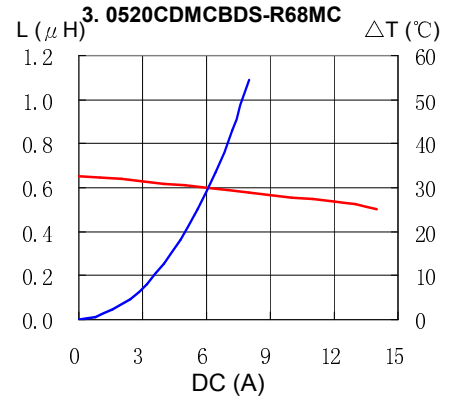
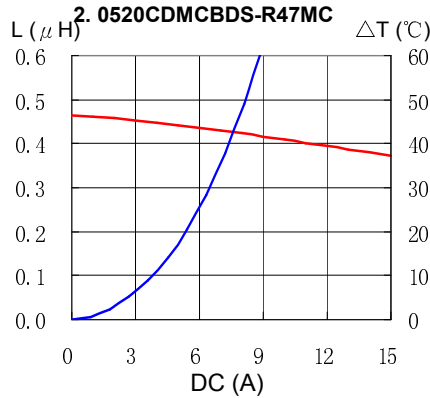
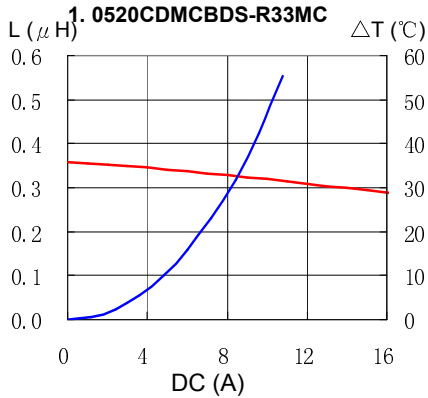
※3. Temperature rise current: The actual value of DC current when the top surface temperature of test sample rise is $\Delta T=40^{\circ}\text{C}$ ($T_a=25^{\circ}\text{C}$).

SMD Power Inductor 0520CDMCB/DS



Saturation Current & Temperature Rise Graph

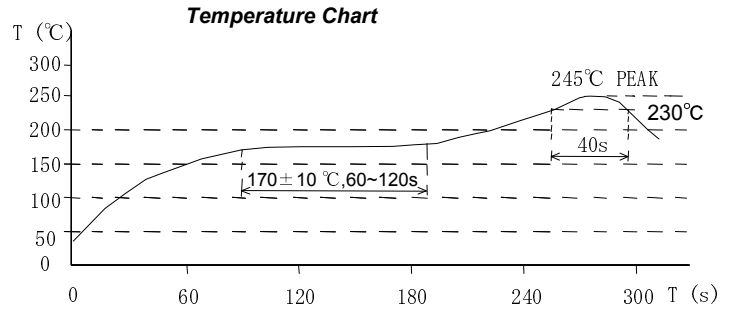
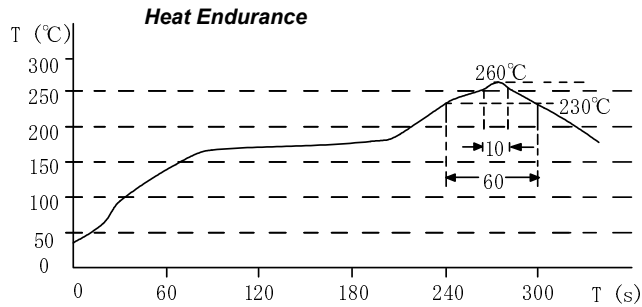
— L (20°C) — ΔT



SMD Power Inductor 0520CDMCB/DS



Solder Reflow Condition



Please refer to the sales offices on our website - <http://www.sumida.com>

Hong Kong

Tel.+852-2880-6688
FAX.+852-2565-9600
sales@hk.sumida.com

Tokyo

Tel.+81-3-5202-7112
FAX.+81-3-5202-7105
sales@jp.sumida.com

Chicago

Tel.+1-847-545-6700
FAX. +1-847-545-6720
sales@us.sumida.com

Shanghai

Tel.+86-021-5836-3299
FAX.+86-021-5836-3266
shanghai.sales@cn.sumida.com

Seoul

Tel.+82-2-6237-0777
FAX.+82-2-6237-0778
sales@kr.sumida.com

Oberzell

Tel.+49-8591-937-0
FAX. +49-8591-937-103
contact@sumida-eu.com

Shenzhen

Tel.+86-755-8291-0228
FAX.+86-755-8291-0338
shenzhen.sales@cn.sumida.com

Singapore

Tel.+65-6296-3388
FAX.+65-6296-3390
sales@sg.sumida.com

Neumarkt

Tel.+49-9181-4509-110
FAX. +49-9181-4509-310
infocomp@eu.sumida.com

Taipei

Tel.+886-2-8751-2737
FAX.+886-2-8751-2738
sales@tw.sumida.com

San Jose

Tel.+1-408-321-9660
FAX.+1-408-321-9308
sales@us.sumida.com